



2016 AUBURN FOOTBALL

AUBURN ATHLETICS COMMUNICATIONS: 392 SOUTH DONAHUE DRIVE || AUBURN, AL 36830 || AUBURNTIGERS.COM || @AUBURNTIGERS

2016 SCHEDULE/RESULTS

2-2, 1-1 SEC

DATE	OPPONENT			
Sept. 3	#2 CLEMSON	L, 19-13	ESPN	
Sept. 10	ARKANSAS ST.	W, 51-14	SECN	
Sept. 17	#17 TEXAS A&M*	L, 29-16	ESPN	
Sept. 24	#18 LSU*	W, 18-13	ESPN	
Oct. 1	ULM	2:30 pm	SECN	
Oct. 8	at Mississippi St.*	11 am	SECN	
Oct. 22	ARKANSAS*	TBA	TBA	
Oct. 29	at Ole Miss*	TBA	TBA	
Nov. 5	VANDERBILT*	TBA	TBA	
Nov. 12	at Georgia*	TBA	TBA	
Nov. 19	ALABAMA A&M	TBA	TBA	
Nov. 26	at Alabama*	TBA	TBA	

All times Central - home games in CAPS - * SEC game

TV: SEC NETWORK ALTERNATE

- » **Play-by-Play** Taylor Zarzour
- » **Analyst** Jordan Rodgers
- » **Sideline Reporter** Lauren Sisler
- » **Online:** WatchESPN

RADIO: AUBURN SPORTS NETWORK

- » **Play-by-Play** Rod Bramblett
- » **Analyst** Stan White
- » **Sideline** Ronnie Brown
- » **Locker Room** Andy Burcham
- » **Studio Host** Paul Ellen
- » **Local** WTGZ 93.9 FM
- » **Satellite** Sirius 108/XM 191
- » **Online:** AuburnTigers.com | TuneIn App

SOCIAL: #WAREAGLE

- » Official Twitter @FootballAU

AUBURN ATHLETICS COMMUNICATIONS

KIRK SAMPSON Associate AD
 kirk@auburn.edu
 SHELLY POE Assistant AD/Primary Contact
 slp0019@auburn.edu
 TAYLOR BRYAN Asst. Director
 taylor.bryan@auburn.edu
 DAN FROELICH Assoc. Director
 danf@auburn.edu

Web AuburnTigers.com
 Twitter @FootballAU
 Office Phone (334) 844-9800



ULM

Oct. 1, 2016 • 2:30 p.m. CT • SEC Network
 Auburn, Ala. • Jordan-Hare Stadium



vs.



Site Jordan-Hare Stadium (87,451)
 TV SEC Network
 Radio Auburn Sports Network
 Live Stats AuburnTigers.com
 Twitter @FootballAU
 Series Record AU, 9-0
 In Auburn AU, 9-0
 Last Result Auburn 31, ULM 28 [OT] (2012)

	AUBURN	ULM
Rankings.....	RV	not ranked
2016 Record	2-2, 1-1 (SEC)	1-2, 0-1 (Sun Belt)
Head Coach.....	Gus Malzahn	Matt Viator
Record at AU (Yrs.)	29-15 (4th)	Record at ULM (Yrs.)..... 1-2 (1st)

FOOTBALL HOSTS ULM

» Auburn hosts ULM on Saturday, October 1, at Jordan-Hare Stadium (87,451) in Auburn; the SEC Network will televise the 2:30 p.m. CT contest on its alternate channel. The contest will be Auburn's fifth of five consecutive home games to open the 2016 season, the first time the Tigers have opened with five at home since 2005. It's Homecoming on The Plains; fans are invited on the field postgame and it will be Auburn's annual environmental Green Game.

SERIES HISTORY

» Auburn and ULM will be meeting for the 10th time since the first meeting in 1994, with all 10 games being played in Jordan-Hare Stadium. Auburn has won the nine previous games by an average score of 44-9. The closest game was the most recent, a 31-28 overtime win in 2012, while Auburn's 73-7 victory in 2003 is tied for the largest margin of victory in Jordan-Hare Stadium history. ULM has been shut out in two of its last four games at Auburn, in 2004 and 2008.

» Auburn holds a 24-0 all-time mark against current members of the Sun Belt Conference, with wins over Appalachian State (1-0), Arkansas State (4-0), Georgia Southern (1-0), Idaho (2-0), Louisiana-Lafayette (4-0), ULM (9-0) and New Mexico State (3-0).

NON-CONFERENCE PLAY

» Auburn's 29-game home non-conference winning streak was snapped in the opener against Clemson; Auburn had won 14 consecutive regular season games against non-conference competition since a 26-19 loss to No. 14 Clemson in the 2012 season opener. Auburn's all-time regular season record in non-conference play since SEC action began in 1933 is 242-68-6.

KICKOFF COVERAGE

» Daniel Carlson tied an Auburn and SEC record going 6-for-6 on field goal attempts in the LSU win. He has hit 13 consecutive FG, and ranks third in SEC history in field goal percentage at 84.1 percent (53-63).

» The Auburn defense ranks third in the SEC and 16th nationally in opponent 3rd-down percentage (27.9)

» Auburn's eight TFL vs. LSU were the most by the Tigers vs. an SEC opponent since 10 TFL at Ole Miss in 2014

» The Tigers have played 10 true freshmen and 10 redshirt freshmen this season

» Auburn is the only SEC team with two players in the conference top 10 in rushing (Kamryn Pettway and Kerryon Johnson)

» At 19.0 ypg, the Tigers have the fewest penalty yards in the SEC and the 10th fewest nationally

» In 2016, six different Auburn receivers have caught a pass of at least 20 yards and five different players have a 20+-yard rush

» Thirteen of senior Tony Stevens' 17 receptions in 2016 have gone for a first down or touchdown

» Auburn's freshmen and sophomores have combined for 1,561 of the Tigers' 1,755 yards of total offense this season (88.9%)

» Kamryn Pettway has rushed 30 times on first down for 240 yards and a touchdown, an average of 8.0 yards per carry, fourth in the SEC.

» 2016 Homecoming Queen candidates are: Leah Bostany (Birmingham, Ala.; Science and Math); Kelsey Guyan (Merritt Island, Fla.; Human Sciences); Kate Hardman (Birmingham, Ala.; Nursing); Maggie Smith (Atlanta, Ga.; Human Sciences); and Victoria Starks (Auburn, Ala.; Human Sciences)

#WAREAGLE



AuburnTigers.com



@FootballAU

@AuburnTigers | @CoachGusMalzahn



/FootballAU

/AuburnTigers

MEDIA AVAILABILITY >> GAME 5 (ULM)

MONDAY September 26	TUESDAY September 27	WEDNESDAY September 28	THURSDAY September 29	FRIDAY September 30	SATURDAY October 1	SUNDAY October 2
No practice	Malzahn Press Conference 11:15 a.m. Listen: 212-812-4494 (code 2884-4377) Players After Malzahn	Coordinator Interview Post-Practice	No media availability Malzahn on Tiger Talk - 6 p.m.	No media availability	Game vs. ULM 2:30 p.m. Postgame interviews	Coordinator, Player Interviews Post-Practice

AUBURN ATHLETICS COMMUNICATIONS

QUICK FACTS

AUBURNTIGERS.COM

For updated game notes, statistics and all the latest information on Auburn football and home game weekend activities, go to AuburnTigers.com.

COLLEGEPRESSBOX.COM

CollegePressBox.com is the official media website for SEC Football. Access and download weekly game notes, quotes, statistics, media guides, headshots, logos and more for the conference and each of its member schools. Login information will be distributed to accredited media or you can apply for a password by emailing: password@collegepressbox.com.

AUBURN GAME WEEK VIDEO

The Auburn Media Relations office provides video via FTP throughout the season. These videos include interviews, game footage and other feature material. For more information contact Janeese Hoagland (jnh0018@auburn.edu) at (334) 750-6306.

PHOTOGRAPHY NEEDS

For Auburn photos and information, contact Wade Rackley (wwr0004@auburn.edu) at (334) 750-6907.

COMMUNICATIONS STAFF

Kirk Sampson (Malzahn requests)
cell: 334-750-1385
email: sampska@auburn.edu
Shelly Poe (primary contact/credentials)
cell: 334-707-4910
email: slp0019@auburn.edu
Taylor Bryan
cell: 334-750-3862
email: taylor.bryan@auburn.edu
Dan Froehlich
cell: 334-750-1389
email: danf@auburn.edu

SEC TELECONFERENCE

10 a.m. Ed Orgeron, LSU
10:10 a.m. Kirby Smart, Georgia
10:20 a.m. Jim McElwain, Florida
10:30 a.m. Derek Mason, Vanderbilt
10:40 a.m. Nick Saban, Alabama
10:50 a.m. Butch Jones, Tennessee
11:00 a.m. Bret Bielema, Arkansas
11:10 a.m. Barry Odom, Missouri
11:20 a.m. Hugh Freeze, Ole Miss
11:30 a.m. Kevin Sumlin, Texas A&M
11:40 a.m. Mark Stoops, Kentucky
11:50 a.m. Dan Mullen, Mississippi State
Noon Will Muschamp, South Carolina
12:10 p.m. Gus Malzahn, Auburn

all times Central

GENERAL INFORMATION

Location..... Auburn, Ala.
Founded 1856
Joined SEC.....1932 (Original member)
Enrollment.....25,912
Nickname Tigers
Colors..... Burnt Orange and Navy Blue
Facility (Capacity)Jordan-Hare Stadium (87,451)
Jordan-Hare Stadium Record.....305-79-7
Playing Surface..... Natural Grass
President Dr. Jay Gogue
Director of Athletics Jay Jacobs
Faculty Representative Dr. Mary Boudreaux

FOOTBALL HISTORY

First Year of Football 1892
All-Time Record (Years)..... 743-429-47 (124th)
All-Time SEC Record (Years) 305-242-18 (82nd)
Number of SEC Championships (Last) 8 (2013)
All-Time Bowl Record 23-15-2
BCS Bowl Games..... 3 (2-1)
Number of National Championships ... 2 (1957, 2010)
Heisman Trophy winners 3
First-Team All-Americans 74
National Coach of the Year winners 3
First-Team All-SEC Selections 247

COACHING STAFF

Head Coach..... Gus Malzahn
Alma Mater, Year.....Henderson State, 1990
Year as Head Coach at Auburn 4th
Associate Head Coach/DL Rodney Garner
Offensive Coordinator/QBs Rhett Lashlee
Defensive Coordinator Kevin Steele
Defensive Backs Wesley McGriff
Linebackers Travis Williams
Co-Off Coordinator/Receivers Kodi Burns
Tight Ends/Special Teams Scott Fountain
Offensive Line Herb Hand
Running Backs.....Tim Horton













2015 INFORMATION

2015 Record7-6
2015 SEC Record2-6
SEC Finish..... 7th, Western Division
Lettermen Returning/Lost..... 53/21
Starters Returning..... 17 (7 off, 6 def, 4 spec)
Starters Lost..... 11 (5 off, 6 def, 0 spec)
Final Rankingnot ranked

GAMEDAY EXPERIENCE: JORDAN-HARE STADIUM

>> Opened originally in 1939, Jordan-Hare Stadium is in its 78th season as the home of the Auburn Tigers. 87,451 fans pack in the nation's 12th-largest on-campus stadium each home game.



	vs. #2 Clemson Sept. 3 Auburn, Ala. L, 19-13 ESPN	Defense held Clemson to lowest point total since 2014 ... Kerryon Johnson 9-yd TD run ... Auburn used Sean White, Jeremy Johnson, John Franklin III in rotation at QB ... Daniel Carlson 53, 32 FG ... Josh Holsey INT ... Darrell Williams forced fumble, Derrick Brown recovery ... 7 first-time starters, 17 first-time players for Auburn
	vs. Arkansas St. Sept. 10 Auburn, Ala. W, 51-14 SECN	Tigers post 706 yds total offense ... Kamryn Pettway (152), Kerryon Johnson (124, 2 TD) first 100-yd rush games ... Daniel Carlson scores 21 pts (3 FG, 6 PAT, 1 20-yd rush TD on fake FG) ... 10 different receivers w/catch from Sean White (17-23, 244 yds, 3 TD) ... Nine scoring drives averaged 2:47 each ... Rudy Ford 10 tackles
	vs. #17 Texas A&M Sept. 17 Auburn, Ala. L, 9-16 ESPN	Kamryn Pettway rushes for 100+ yards for the second-straight game ... Pettway scores first career touchdown ... Defense holds Texas A&M to 2-of-15 on 3rd down, best since LSU 0-for-13 in 2014 ... Kerryon Johnson TD in four straight ... Tony Stevens career bests 8 rec., 86 yards ... Montravius Adams 7th career sack
	vs. #18 LSU Sept. 24 Auburn, Ala. W, 18-13 ESPN	Daniel Carlson ties Auburn and SEC record with 6 made field goals ... Sean White 19-26 passing for 234 yds ... Tony Stevens 4 catches for 58 yds ... Kerryon Johnson 182 all-purpose yds ... Carl Lawson 2 sacks ... Tray Matthews team-best 9 tackles ... first home win for unranked AU team vs. ranked opponent since 2013
	vs. ULM Oct. 1 Auburn, Ala. 2:30 p.m. SEC N	Homecoming 2016 ...
	at Mississippi St. Oct. 8 Starkville, Miss. 11 a.m. SECN	2016 road opener ...
	vs. Arkansas Oct. 22 Auburn, Ala. Time TBA TV TBA	
	at Ole Miss Oct. 29 Oxford, Miss. Time TBA TV TBA	
	vs. Vanderbilt Nov. 5 Auburn, Ala. Time TBA TV TBA	Military Appreciation Day ...
	at Georgia Nov. 12 Athens, Ga. Time TBA TV TBA	The Deep South's Oldest Rivalry ...
	vs. Alabama A&M Nov. 19 Auburn, Ala. Time TBA TV TBA	Home finale ... Senior Day ...
	at Alabama Nov. 26 Tuscaloosa, Ala. Time TBA TV TBA	The 81st Iron Bowl ...



STUDENT-ATHLETE EXPERIENCE: ACADEMICS

THE GRADUATES

» Ten players on the 2016 Auburn roster have already received bachelor's degrees:

- Alex Kozan (finance; 5/2015)
- Xavier Dampeer (public administration; 12/2015)
- T.J. Davis (public administration; 12/2015)
- Austin Dupper (engineering; 5/2016)
- Joshua Holsey (public administration; 5/2016)
- Devaroe Lawrence (public administration; 5/2016)
- T.J. Neal (sport management, Illinois; 5/2016)
- Marshall Taylor (sport leadership, Miami; 5/2016)
- Daniel Carlson (finance; 8/2016)
- Marcus Davis (communication; 8/2016)

SEC HONOR ROLL

» There were 24 Auburn representatives on the SEC Academic Honor Roll for the 2015 season, including current team members Daniel Carlson, Tyler Carr, Chandler Cox, Austin Dupper, Austin Golson, Alex Kozan, Kevin Phillips, Ike Powell, Dontavius Russell, Braden Smith, Tyler Stovall, Keenan Sweeney and Tre' Williams. Team members had a 3.0 GPA for the previous school year or a cumulative 3.0 GPA or higher.

ACADEMIC TOP TIGERS

» Academic Top Tigers are student-athletes who post a 3.0 GPA or higher in either semester of a school year. The 2015-16 list recognized 43 members of the football team, including Daniel Carlson, Tyler Carr, Byron Cowart, Chandler Cox, Carlton Davis, Deshaun Davis, Jeremiah Dinson, Austin Dupper, Austin Golson, Marquel Harrell, Jalen Harris, Mike Horton, Jaunta'vius Johnson, Kerryon Johnson, Kaleb Kim, Griffin King, Alex Kozan, Raymond Lester, Richard McBryde, Ryan Meneely, Kevin Phillips, Ike Powell, Dontavius Russell, Ian Shannon, Bailey Sharp, Josh Shockley, Braden Smith, Tyler Stovall, Keenan Sweeney, Prince Tega Wanogho, Darrell Williams and Tre' Williams from the current squad.

SEC FIRST-YEAR ACADEMIC HONOR ROLL

» Auburn football had seven representatives on the 2015-16 SEC First-Year Academic Honor Roll, recognizing freshmen and transfer student-athletes with a cumulative 3.0 GPA or higher. Current team members honored included Marquel Harrell, Mike Horton, Kerryon Johnson, Raymond Lester, Ryan Meneely, Ian Shannon and Prince Tega Wanogho.

HOMECOMING

» Saturday's game will mark the 103rd observance of Homecoming at Auburn and the 90th homecoming game. Homecoming at Auburn began in June, 1913, when Dr. Charles Thach, president of what was then Alabama Polytechnic Institute, issued a proclamation calling for "the observance of a Homecoming for all those loyal sons who, as former Auburn students, have passed through her portals and received her honors."

Homecoming festivities were held in connection with the spring commencement exercises until 1924, when Auburn beat Clemson, 13-0, in Auburn's first Homecoming game. The game was played on old Drake Field, near what is now the student union.

Until the first section of Jordan-Hare Stadium was completed in 1939, Auburn often observed Homecoming in Montgomery or Columbus, Ga., since adequate campus facilities were not available. Auburn did not have Homecoming games in 1930 and 1938. There was no team in 1943 because of World War II.

» Auburn is 77-8-4 in Homecoming games. Mississippi State (16 times) has been the most common Homecoming opponent.

Auburn has won 24 straight Homecoming contests, a school record for consecutive Homecoming victories; the previous best of 18 straight Homecoming wins was from 1953-69. Its last Homecoming loss came in 1991 against Mississippi State (24-17).

Auburn has scored 25 or more points in 29 of the last 33 Homecoming games, and 30 or more points in 27 of those contests.

» At halftime, the Homecoming Queen will be crowned on the east side of the field. More than 50 applicants went through two rounds of interviews before five finalists were announced. The queen is elected by vote of the student body. All applicants must be an undergraduate

with senior status, maintain a 2.5 GPA or better and be nominated by one of 300 campus organizations.

IN OCTOBER

» Auburn is 306-159-18 (.654) all-time in the month of October, and has won 16 of its last 25 October contests. Auburn's all-time home record in October is 169-34-3 (.827). Away from Auburn, the Tigers are 137-125-15 (.522) during the month of October.

WHEN SCORING 20+ AND 30+

» Since 2001, Auburn is 116-21 (.847) when scoring 20 or more points in a game. Dating back to 1993, Auburn is 172-29-1 (.854) when scoring 20 or more points. All-time, Auburn is now 318-9 (.972) when scoring 30 points.

700 YARDS TOTAL OFFENSE

» Auburn's 706 yards of total offense against Arkansas State were the second-most in school history (record: 712 vs. Western Carolina, 2013).

Auburn's 452 yards of offense in the first half were the most for the Tigers in a first half since racking up 484 in 2010 vs. Chattanooga. It was the third time under Malzahn for Auburn to amass 400+ yards in a first half (2013 vs. Florida Atlantic & Western Carolina).

» Auburn is one of six FBS teams to amass 700 yards total offense in 2016 and one of only three FBS teams to do it vs. another FBS team. Auburn's 462 rushing yards vs. Arkansas State are the second-best rushing output by a FBS team in 2016, trailing Air Force's 464 rushing yards vs. Georgia State.

Teams with 700 yards total offense this season: Louisville (845 vs. Syracuse); Ohio State (776 vs. Bowling Green); Texas Tech (758 vs. SFA); Louisiana Tech (727 vs. South Carolina State); Auburn (706 vs. Arkansas State); Troy (706 vs. Austin Peay).

AUBURN BY THE NUMBERS

Category	2016	Under Malzahn
Record	2-2	29-15
SEC	1-1	14-12
West	1-1	10-10
East	0-0	4-2
Non-Conf	1-1	14-3
Home	2-2	19-7
Away	0-0	7-6
Neutral	0-0	3-2
Day	0-0	13-8
Night	2-2	16-7
TV Games	2-2	28-15
ABC	0-0	0-0
CBS	0-0	5-5
ESPN	1-2	7-7
ESPN2	0-0	3-2
ESPNU	0-0	3-0
FSN	0-0	2-0
SEC Network	1-0	8-1
Scoring first	2-2	22-4
Opp scoring first	0-0	7-10
Leading at half	2-0	22-4
Trailing at half	0-2	4-10
Tied at half	0-0	3-1
Leading after 3Q	1-0	24-2
Trailing after 3Q	1-2	3-12
Tied after 3Q	0-0	2-1
Overtime Games	0-0	1-2
Scoring <20 pts	1-2	1-7
Scoring 20+ pts	1-0	28-6
Scoring 30+ pts	1-0	23-5
Scoring 40+ pts	1-0	13-2
Allowing <20 pts	2-1	13-2
Allowing 20+ pts	0-0	17-12
Allowing 30+ pts	0-0	6-9
Rushing for <100 yds	0-1	0-2
Rushing for 100+ yds	2-1	29-13
Rushing for 200+ yds	1-1	23-8
Rushing for 300+ yds	1-0	12-1
Passing for 200+ yds	2-0	14-8
Passing for 300+ yds	0-0	1-1
Totalling <300 yds	0-1	0-5
Totalling 300+ yds	2-1	29-10
Totalling 400+ yds	1-0	20-8
Totalling 500+ yds	1-0	10-2
Allowing <100 yds	0-0	0-0
Allowing <300 yds	0-0	6-1
Allowing 300+ yds	2-2	23-14
Having 100-yd rusher	1-1	23-8
Having 2 100-yd rushers	1-0	9-0
Having 100-yd receiver	0-0	9-3
Opp 100-yd rusher	1-2	10-10
Opp 100-yd receiver	0-1	10-6
No turnovers	0-0	7-2
<3 turnovers	2-1	22-8
3+ turnovers	0-1	4-6
No takeaways	1-1	4-5
<3 takeaways	1-2	20-10
3+ takeaways	0-0	8-3
Win Turnover Battle	0-0	14-4
Lost Turnover Battle	0-3	9-8
Turnovers Even	1-0	6-3
30:00+ possession	2-1	13-6
<30:00 possession	0-1	16-9

STUDENT-ATHLETE EXPERIENCE: COMMUNITY SERVICE

» As part of a summer-long internship, Montravius Adams spent a week in July volunteering in Chicago with Camp iCare, a program started in 2009 as a joint venture between the Women's Philanthropy Board and the Early Learning Center at Auburn, instilling financial know-how combined with philanthropic responsibility.



NATIONAL POLLS

ASSOCIATED PRESS POLL (Sept. 25)

Rk.	School	Record	Points
1	Alabama	4-0	1511
2	Ohio State	3-0	1440
3	Louisville	4-0	1409
4	Michigan	4-0	1292
5	Clemson	4-0	1267
6	Houston	4-0	1239
7	Stanford	3-0	1166
8	Wisconsin	4-0	1084
9	Texas A&M	4-0	1036
10	Washington	4-0	986
11	Tennessee	4-0	909
12	Florida State	3-1	804
13	Baylor	4-0	729
14	Miami	3-0	696
15	Nebraska	4-0	640
16	Ole Miss	2-2	540
17	Michigan State	2-1	527
18	Utah	4-0	493
19	San Diego State	3-0	304
20	Arkansas	3-1	241
21	TCU	3-1	239
22	Texas	2-1	217
23	Florida	3-1	176
24	Boise State	3-0	163
25	Georgia	3-1	142

Also receiving votes: Arizona State 135, Oklahoma 120, North Dakota State 58, West Virginia 51, Virginia Tech 38, Colorado 33, North Carolina 26, Iowa 25, UCLA 22, **Auburn 18**, **LSU 17**, Western Michigan 14, Wake Forest 9, Memphis 6, Maryland 2, Toledo 1

USA TODAY COACHES POLL (Sept. 25)

Rk.	School	Record	Points
1	Alabama	4-0	1597
2	Ohio State	3-0	1506
3	Clemson	4-0	1440
4	Louisville	4-0	1411
5	Michigan	4-0	1333
6	Stanford	3-0	1269
7	Houston	4-0	1250
8	Wisconsin	4-0	1127
9	Washington	4-0	1049
10	Texas A&M	4-0	1016
11	Tennessee	4-0	986
12	Florida State	3-1	843
13	Baylor	4-0	797
14	Miami	3-0	664
15	Nebraska	4-0	649
16	Michigan State	2-1	597
17	Ole Miss	2-2	558
18	Utah	4-0	504
19	TCU	3-1	330
20	Georgia	3-1	271
21	Florida	3-1	254
22	Arkansas	3-1	197
23	North Carolina	3-1	173
24	San Diego State	3-0	156
25	Texas	2-1	142

Also receiving votes: Iowa 127, Boise State 126, Arizona State 94, Oklahoma 77, West Virginia 46, **LSU 30**, Western Michigan 25, Memphis 23, Virginia Tech 20, UCLA 20, **Auburn 18**, Colorado 16, Minnesota 14, Navy 14, Wake Forest 9, Kansas State 6, Air Force 4, Toledo 4, Oregon 3, Maryland 2, South Florida 1, Appalachian State 1, Troy 1

ON THE RUN

» Auburn has produced a 100-yard rusher in 31 of 44 games under head coach Gus Malzahn. Nine different Tigers have rushed for 100 yards in a game under Malzahn (40 100-yard rushing performances). Auburn's record with a 100-yard rusher during the Malzahn era is 23-8; with two 100-yard rushers in the same game, it's 9-0.

» Auburn's 462 rushing yards vs. Arkansas State were the fourth-most in school history and the most since rushing for 545 yards in the 2013 SEC Championship vs. Missouri. It's the third-best team rushing performance nationally this season.

» Auburn had two 100-yard rushers against Arkansas State (Kamryn Pettway, 152; Kerryon Johnson, 124 with 2 TD). The last time Auburn had a pair of 100-yard rushers was vs. South Carolina in 2014.

It was the first career 100-yard rushing game for both players. The last time two Auburn players shared their first career 100-yard rushing nights: 1982 vs. Wake Forest (Bo Jackson, 123; Lionel James, 118).

» Sophomore Kamryn Pettway tallied his second-straight 100-yard rushing performance against Texas A&M with 123 yards, the first Tiger with consecutive 100+ yard performances on the ground since Peyton Barber (2015).

» Pettway has rushed 30 times on first down through four games for 240 yards and a touchdown, an average of 8.0 yards per carry. As a team, Auburn is averaging 5.24 yards per rush on first downs compared to 3.87 yards per rush on all other downs combined.

» Sophomore Kerryon Johnson shows 78 rushes, 371 yards and four touchdowns this season, all eclipsing his 2015 totals. He scored in four straight games between the Birmingham Bowl and Texas A&M - the first time at Auburn since Cameron Artis-Payne did it in five straight in 2014.

Johnson surpassed 1,000 career all-purpose yards with a 20-yard rush in the second quarter against Texas A&M and now has 1,262 career all-purpose yards.

» Gaining his first career carries vs. Arkansas State, Pettway (15 carries for 152 yards) was the first Auburn player to average at least 10 yards a carry since Nick Marshall at Tennessee in 2013 (14 carries for 214 yards). [min. 6 carries]

» Auburn is among three schools with at least one 1,000-yard rusher per season from 2009-15, along with Oregon (9), Auburn (8) and Boise State (7). The Tigers' 1,000-yard rushers during that string: Ben Tate (2009), Cam Newton (2010), Michael Dyer (2010 and 2011), Tre Mason (2012 and 2013), Nick Marshall (2013), Cameron Artis-Payne (2014) and Peyton Barber (2015).

» FBS programs with two 1,000-yard rushers in multiple seasons since 2010 (FBS): Nevada (3), Auburn (2), Wisconsin (2).

UNDERCLASS EXPLOSION

» Auburn's freshmen and sophomore skill position players have combined for 1,561 of the Tigers' 1,755 yards of total offense in the first four games of the season (88.9%).

» Additionally, 13 of the Tigers' 21 explosive plays (plays of 20 or more yards) on offense have been credited to freshman or sophomores.

» Sophomore Kamryn Pettway leads the way with three rushes of 20 or more yards. Sophomore Kerryon Johnson has two. True freshman wide out Kyle Davis has 20+-yard catches on the season.

FIRST DOWNS

» Auburn is fourth in the SEC and 30th nationally with 93 first downs (23.25/game), including 26 vs. Texas A&M and 56 in the games vs. the Aggies and Arkansas State combined.

» The Tigers have gained 20 or more first downs in 33 of 44 games under Gus Malzahn, including 18 games with 25+ first downs. Under Malzahn, Auburn has averaged 22.7 first downs per game.

» Auburn's 58 first downs vs. Arkansas State (32) and Texas A&M (26) were its most in consecutive games since gaining 27 at Kentucky and 33 vs. Mississippi State in 1995.

THE RECEIVING CORPS

» Senior Tony Stevens had a career day against Texas A&M with eight receptions for 86 yards. He has 17 receptions for 235 yards on the year with two scores, surpassing his previous season high (14, 2015).

A team-high 13 of Stevens' 17 receptions on the season have gone for a first down or a touchdown.

Stevens had the first two-TD game of his career vs. Arkansas State. He had two touchdowns in his career previously. Stevens was Auburn's leading receiver vs. the RedWolves with four catches for 75 yards.

» Ten different Auburn receivers caught passes against Arkansas St.; the last time 10 different players caught passes for Auburn in a game came in 2012 vs. Arkansas.

» Sophomore Will Hastings hauled in his first career reception - an 8-yard catch - in the first quarter vs. Clemson, giving Auburn its initial first down of the game. Hastings' three receptions against Clemson led to two third-down and a fourth-down conversion.

Hastings got his first career score against Arkansas State. The first five catches of his career resulted in a first down.

» True freshman Kyle Davis' first two career catches went for more than 40 yards: a 43-yard reception vs. Clemson and a 42-yard one-hander vs. Arkansas State. Davis is the first Auburn freshman with a 40-yard reception since 2002 (Devin Aromashadu, Ben Obomanu, Anthony Mix).

» Sophomore Ryan Davis set career highs with five receptions for 36 yards with a long of 15 yards against Texas A&M; he had just two catches for his career entering the game. Davis was Auburn's leading receiver vs. LSU with five catches for 31 yards.

DEFENSE STEPS UP

» The Auburn defense ranks third in the Southeastern Conference on third down, allowing an opponent success rate of just 27.9 percent.

» The Auburn defense has defended 61 third-down attempts this season; 32 of those were 3rd-and-7 or longer. The opponent has only converted on those five times (15.6%).

» Auburn is holding its opponents to just 1-12 (.083) in the second quarter and 2-15 (.133) in the third quarter (3-27 combined, .111).

» Over the last three games (Arkansas State, Texas A&M, LSU), the Auburn defense has held its opposition to just 11-44 (25.0%) on third down.

» The Tigers held Texas A&M to 2-15 (13.3%) on third downs, the lowest since holding LSU to 0-13 in 2014.

» Three of Auburn's four opponents have been held to 20 points or fewer this season. Auburn's opponents have scored just 75 points, the third best scoring defense through four games of the last 10 years (36 points vs. in 2008, 65 points vs. in 2014).

» Against Arkansas State and Texas A&M, the Auburn defense did not allow a point on drives that included tackles for loss. The Tigers have 23.0 TFL on the season, led by Rudy Ford with 3.5. Auburn had 8.0 TFL and 4,0 sacks against LSU.

TOP TACKLERS

» Three current Auburn players have totaled more than 100 career tackles each at Auburn: Johnathan "Rudy" Ford (244), Montravius Adams (120) and Joshua Holsey (102). Ford has led the team in tackles 10 times in his career.

» Ford now ranks eighth among tacklers at Auburn since 2004 (when press box defensive stats were first official), passing former Detroit Lion Josh Bynes (2007-10) with 240. Next is Kris Frost (247 from 2012-15).

» Safety Tray Matthews was Auburn's top tackler with nine stops vs. LSU. Linebackers Deshaun Davis and Tre' Williams led the team in tackles against Texas A&M with six each. Safety Nick Ruffin was the leading tackler in the season opener against Clemson with a career-best 10 tackles.

» Five current players have at least one career double-figure tackle game to their credit:
 Johnathan Ford (9)
 Carlton Davis (1)
 Joshua Holsey (1)
 Nick Ruffin (1)
 Tré Williams (1)

SEC STANDINGS

WEST STANDINGS

	SEC	Pct.	Overall	Pct.
Texas A&M	2-0	1.000	4-0	1.000
Alabama	1-0	1.000	4-0	1.000
Auburn	1-1	.500	2-2	.500
LSU	1-1	.500	2-2	.500
Mississippi State	1-1	.500	2-2	.500
Ole Miss	1-1	.500	2-2	.500
Arkansas	0-1	.000	3-1	.750

EAST STANDINGS

	SEC	Pct.	Overall	Pct.
Tennessee	1-0	1.000	4-0	1.000
Florida	1-1	.500	3-1	.750
Georgia	1-1	.000	3-1	.750
Kentucky	1-1	.500	2-2	.500
South Carolina	1-2	.333	2-2	.500
Missouri	0-1	.000	2-2	.500
Vanderbilt	0-1	.000	2-2	.500

SEC Games/Saturday, October 1

- ULM at Auburn
- Florida at Vanderbilt
- Alcorn St. vs. Arkansas (Little Rock)
- Tennessee at Georgia
- Texas A&M at South Carolina
- Kentucky at Alabama
- Memphis at Ole Miss
- Missouri at LSU

SEC Results/Saturday, September 24

- Auburn 18, LSU 13
- Alabama 48, Kent State 0
- Kentucky 17, South Carolina 10
- Ole Miss 45, Georgia 14
- Mississippi State 47, UMass 35
- Missouri 79, Delaware State 0
- Tennessee 38, Florida 28
- Texas A&M 45, Arkansas 24
- Vanderbilt 31, Western Kentucky 30 (OT)

STUDENT-ATHLETE EXPERIENCE: WELLNESS KITCHEN

» Auburn's Wellness Kitchen offers all-you-care-to-eat dining, featuring various action stations, a pizza oven, a carving station, a hot line with fresh meats and vegetables, a salad bar and a smoothie station.



2016 AUBURN FIRSTS

FIRST START (7): Xavier Dampeer, Marlon Davidson, Deshaun Davis, Javaris Davis, Ryan Davis, Darius Slayton, Darrell Williams

TRUE FRESHMEN DEBUTS (10): Marlon Davidson, Nate Craig-Myers, Derrick Brown, Kyle Davis, John Broussard, Tre Threat, Kam Martin, Eli Stove, Daniel Thomas, Malik Miller

REDSHIRT FRESHMEN DEBUTS (10): Darius Slayton, Javaris Davis, Mike Horton, Tyler Carr, Griffin King, Ian Shannon, Richard McBryde, Kaleb Kim, Prince Tega Wanogho, Marquel Harrell

FIRST AUBURN APPEARANCE (28): Darius Slayton, Marlon Davidson, Javaris Davis, Markell Boston (soph), Nate Craig-Myers, Derrick Brown, Kyle Davis, John Broussard, Tre Threat, Mike Horton, Tyler Carr, Griffin King, John Franklin III (JC), Paul James III (JC), TJ Neal (grad TR), Greg Hall (sr), Darius James (jr), Austin Dupper (sr), Keenan Sweeney (soph), Kam Martin, Eli Stove, Daniel Thomas, Marshall Taylor (grad TR), Malik Miller, Ian Shannon, Richard McBryde, Kaleb Kim, Prince Tega Wanogho, Marquel Harrell

TIGERS IN THE NFL

Name	Pos.	Team
Cameron Artis-Payne	RB	Carolina Panthers
Peyton Barber	RB	Tampa Bay Buccaneers
Daren Bates	LB	Oakland Raiders
Angelo Blackson	DL	Tennessee Titans
Quan Bray	WR	Indianapolis Colts
Sammie Coates	WR	Pittsburgh Steelers
Shon Coleman	OL	Cleveland Browns
Karlos Dansby	LB	Cincinnati Bengals
Chris Davis	DB	San Francisco 49ers
King Dunlap	OL	San Diego Chargers
Nick Fairley	DT	New Orleans Saints
Dee Ford	DE	Kansas City Chiefs
Corey Grant	RB	Jacksonville Jaguars
Josh Harris	LS	Atlanta Falcons
Jonathan Jones	DB	New England Patriots
Brandon King	DB	New England Patriots
DaVonte Lambert	DL	Tampa Bay Buccaneers
Corey Lemonier	LB	Cleveland Browns
Ricardo Louis	WR	Cleveland Browns
Sen'Derrick Marks	DT	Jacksonville Jaguars
Tre Mason	RB	Los Angeles Rams
Cam Newton	QB	Carolina Panthers
Cody Parkey	K	Cleveland Browns
Jeraud Powers	DB	Baltimore Ravens
Jay Prosch	FB	Houston Texans
Greg Robinson	OL	Los Angeles Rams
Pat Sims	DT	Cincinnati Bengals
Robenson Therezie	DB	Atlanta Falcons
Neiko Thorpe	DB	Seattle Seahawks
C.J. Uzomah	TE	Cincinnati Bengals
Christian Westerman	OL	Cincinnati Bengals
Gabe Wright	DL	Cleveland Browns
Avery Young	OL	New Orleans Saints

» Auburn has 33 players on NFL rosters, representing 19 different NFL teams

» On NFL practice squads: Blake Countess (Los Angeles), Chris Landrum (Chargers), Nick Marshall (Jacksonville), Chad Slade (Houston), Jermaine Whitehead (Green Bay).

» Auburn letterman Kevin Greene was inducted to the Pro Football Hall of Fame in August, the second Tiger so honored. Greene played for the Rams, Steelers, Panthers and 49ers in 15 NFL seasons (1985-99), leading the league in sacks twice. A five-time Pro Bowler, he had 160 career sacks, third best in league history at the time of his retirement.

» Auburn has had 29 players taken in the first round and four No. 1 overall draft picks: Cam Newton (Carolina, '11), Aundray Bruce (Atlanta, '88), Bo Jackson (Tampa, '86) & Tucker Frederickson (NY Giants, '65)

» At least one former Tiger has been selected to 16 of the last 17 Pro Bowls. Auburn has had at least one former player in eight of the last 11 Super Bowls

» Ford had seven double-digit tackle games last season and ranked fourth in the SEC with 118 total tackles, the most for a season at Auburn since Dontarrious Thomas (122) in 2001.

Since 2001, only three other Auburn defenders have recorded more than 100 tackles in a season: Daren Bates (104 in 2011), Josh Bynes (104 in 2009) and Neiko Thorpe (102 in 2011).

» With 244 career tackles, Ford ranks seventh among current Power 5 defensive backs. Graduate transfer linebacker T.J. Neal is 19th among active players overall with 247 career tackles.

QB SEAN WHITE

» Going 17-23 with three TD passes for 244 passing and 304 total yards against Arkansas State, sophomore Sean White was the first Auburn QB to complete at least 70 percent of his passes with at least three passing TDs and at least 300 yards of total offense since Cam Newton vs. Chattanooga (15-21, 4 passing TDs, 341 total offense yds) in 2010.

» White is the 10th different quarterback to start a season opener under Gus Malzahn in his 11 seasons as a college coach. He's now 5-5 as a starter.

» In the opening quarter of games this season, White has been 20-23 (86.9%) passing for 221 yards.

» White is 147-240 passing (.613) in 12 career games (with 10 starts), throwing for 1,910 yards with four TD and five career interceptions.

THE LAWSON IMPACT

» Nobody packs a punch for the Auburn defense like junior defensive end Carl Lawson.

The preseason All-America candidate appeared in only seven games last season, but his impact was noticeable every minute he was on the field, earning him team captain honors.

The Tigers' numbers since the start of 2015 with Lawson in vs. out of the lineup:

	With	Without
Games	10.5	6.5
Sacks	20	7
Pts Allowed/GM	19.5	32.0
Yds Allowed/GM	376.9	438.5
Yds Allowed/Play	5.1	5.9
Rush TD Allowed	10	18
Pass TD Allowed	8	8

» Against LSU, Lawson recorded two sacks, one in the last minute of the fourth quarter, giving him three sacks for the season and eight for his career.

INTERCEPTORS

» Joshua Holsey's third-quarter interception against Clemson was the second pick of his career, making him the fifth member of the current squad with multiple career interceptions.

CAREER INT ON CURRENT SQUAD:

- 5: Johnathan Ford
 - 3: Carlton Davis, Tray Matthews#, Marshall Taylor%
 - 2: Joshua Holsey
 - 1: Montravius Adams, T.J. Neal ^
- #1 at Georgia %3 at Miami (OH) ^ 1 at Illinois

» The Auburn defense has 50 interceptions in 44 games (1.14/gm) since the beginning of the 2013 season.

LOU GROZA FINALIST DANIEL CARLSON

» Junior Daniel Carlson tied an Auburn and SEC record with a 6-6 field goal performance against LSU, hitting from 51, 37, 31, 29, 29, and 29 yards, his eighth career game with three or more FG made.

» Carlson is Auburn's all-time leader in field goal percentage (.841, 53-63), a mark that ranks third in SEC history.

» Carlson has made 13 consecutive field goals, three short of his school record of 16 set last season, and has converted on 29 of his last 30 field goal attempts dating back to the 2015 Kentucky game. Auburn's longest consecutive FG streaks:

- 16 **Daniel Carlson** (2015)
- 13 **Daniel Carlson** (2016)
- 12 **Jaret Holmes** (1997)
- 11 **Damon Duval** (2000)
- 10 **Gardner Jett** (1970-71)

» Against Arkansas State, Carlson set an Auburn record for most points scored by a kicker (21), making three field goals, six PAT and scoring a 20-yard rushing touchdown on a fake field goal attempt (the first Auburn TD on a fake FG since 2000). Carlson broke the record of 18 points scored in a game that he (at Alabama, 2014) shared with Al Del Greco (vs. Kentucky, 1982).

» With his 53-yard field goal against Clemson, Auburn's first score of 2016, Carlson became the Tigers' career leader with six FG of 50 yards or longer, surpassing Neil O'Donoghue (five from 1975-76). **His 53-yarder was the fifth-longest field goal in the FBS this season.**

» Carlson has scored 264 points kicking (53-63 FG, 105-105 PAT) during his three-year career, third all-time among Auburn kickers. He's just the ninth Auburn player ever to score more than 100 points in a season.

His overall scoring total of 270 points is fifth in Auburn history, just behind Bo Jackson (274 points from 1982-85).

» Carlson is 7-8 on career FG of at least 50 yards. He's the just the third AU kicker with 50+-yard FGs in back-to-back games, along with John Riley (1969; Tennessee/56, Kentucky/54) and John Vaughn (Washington State/52, Miss State/55). In 1987, Win Lyle had FGs of 55 and 52 yards in a game vs. Tennessee. His 50+-yard kicks:

- 56 vs. Louisville (2015)
- 53 vs. Clemson (2016)
- 52 at Kentucky (2015)
- 52 vs. Ole Miss (2015)
- 51 vs. Wisconsin (2014)
- 51 vs. Mississippi State (2015)
- 51 vs. LSU (2016)

» Carlson is second in Auburn career field goals made (53) behind Wes Byrum (60 from 2007-10), and just one of four Auburn kickers all-time to make 15+ FG in multiple seasons:

- Wes Byrum** (2007, 2009, 2010)
- Daniel Carlson** (2014, 2015)
- Jim Von Wyl** (1990, 1991)
- Win Lyle** (1987, 1989)

» Carlson has made 105 consecutive PAT kicks, the fourth longest such string in Auburn history. He is sixth in Auburn career PAT made, and one of just six SEC kickers to convert 100% of more than 100 PAT attempts.

Auburn's All-Time Consecutive PAT Streaks

- | | |
|---|------------|
| 1. Damon Duval (1999-2002) | 125 |
| 2. Wes Byrum (2008-10) | 111 |
| 3. John Vaughn (2004-06) | 110 |
| 4. Daniel Carlson (2014-present) | 105 |
| 5. Cody Parkey (2011-13) | 89 |

» Carlson leads the country with a 94.74% touchback percentage (18-19) this season, 17 in a row. For his career, 117 of 169 kickoffs (69.2%) have been touchbacks.

ON SPECIAL TEAMS

» Auburn is tied for the longest current string of games in the nation without having a punt blocked. The Tigers' last blocked punt attempt was vs. Mississippi State in 2009, a string of 93 games.

Current streak/games without a blocked punt:

School	Year Since	Games
Hawai'i	2008	94
Auburn	2009	94

» Auburn kickers have converted 132 consecutive PAT attempts back to the 2013 Tennessee game, the seventh longest active streak in the FBS.

» The Arkansas State game was the first time Auburn didn't punt in a game since the 2013 Western Carolina game.

SEC NUMBERS

» In all-time SEC play, Auburn holds a 305-242-18 mark back through 1933. In SEC games played in Auburn, the Tigers are 126-57-6 all-time; away from Auburn, the Tigers are 179-185-12 overall.

MORE TIGER STRIPES...

» On the 2016 squad, 35 players now have at least one college start to their credit, 16 on the Auburn offense and 19 on defense.

» Auburn will travel fewer miles from home this regular season than any other FBS team. To their four road contests, the Tigers will log only 1,748 miles. Teams with the fewest travel miles:

Auburn	1,748
Michigan	2,308
Oklahoma St.	2,404
Northwestern	2,488
Wisconsin	2,540

» The Tigers have 743 total victories, 13th among the all-time winningest FBS football programs. The 23 FBS teams with 700+ all-time wins: Michigan, Texas, Nebraska, Notre Dame, Penn State, Ohio State, Oklahoma, Alabama, Tennessee, Southern Cal, Georgia, LSU, Auburn, West Virginia, Syracuse, Virginia Tech, Texas A&M, Georgia Tech, Pitt, Washington, Florida, Arkansas and Clemson.

» Auburn is now 104-151-6 all-time facing ranked opponents. Auburn is 46-40-2 at home against ranked teams, 27-64-2 on the road and 31-47-2 against ranked teams on a neutral field.

WHERE THEY GO NEXT

» Auburn plays its first road contest of the 2016 season Saturday, October 8, at Mississippi State in an 11 a.m. game that will be televised by the SEC Network. ULM hosts Idaho that day.

2017 SCHEDULE

- Sept. 2 GEORGIA SOUTHERN
- Sept. 9 at Clemson
- Sept. 16 MERCER
- Sept. 23 at Missouri
- Sept. 30 MISSISSIPPI STATE
- Oct. 7 OLE MISS
- Oct. 14 at LSU
- Oct. 21 at Arkansas
- Nov. 4 at Texas A&M
- Nov. 11 GEORGIA
- Nov. 18 ULM
- Nov. 25 ALABAMA

CAREER PARTICIPATION

No.	Name	GP/GS
1	Montravius Adams, DL	43/27
48	Montavious Atkinson, DB	14/0
11	Markell Boston, DB	4/0
22	John Broussard Jr., DB	2/0
5	Derrick Brown, DL	4/0
65	Tucker Brown, OL	5/0
38	Daniel Carlson, K	30/-
67	Tyler Carr, OL	2/0
9	Byron Cowart, DL	17/0
27	Chandler Cox, FB	17/13
3	Nate Craig-Myers, WR	4/0
52	Xavier Dampier, OL	10/4
3	Marlon Davidson, DL	4/4
6	Carlton Davis, DB	17/13
57	Deshaun Davis, LB	16/4
31	Javaris Davis, DB	4/1
11	Kyle Davis, WR	4/0
80	Marcus Davis, WR	44/13
83	Ryan Davis, WR	12/3
28	T.J. Davis, DB	30/0
20	Jeremiah Dinson, DB	9/1
25	Austin Dupper, DB	1/0
23	Johnathan Ford, DB	44/28
5	John Franklin III, QB	4/0
73	Austin Golson, OL	27/14 (12/0)
41	Greg Hall Jr., LB	3/0
77	Marquel Harrell, OL	1/0
85	Jalen Harris, TE	16/0
33	Will Hastings, WR/K	6/0
4	Jeff Holland, LB	17/0
15	Joshua Holsey, DB	36/23
64	Mike Horton, OL	3/0
78	Darius James, OL	10/2* (6/2)
10	Paul James III, LB	7/0* (4/0)
6	Jeremy Johnson, QB	26/9
21	Kerryon Johnson, RB	17/3
54	Kaleb Kim, OL	1/0
89	Griffin King, WR	2/0
63	Alex Kozan, OL	31/31
94	Devaroe Lawrence, DL	20/0
55	Carl Lawson, DL	25/11
70	Robert Leff, OL	44/6
9	Kam Martin, RB	3/0
28	Tray Matthews, DB	22/17* (10/7)
51	Richard McBryde, LB	2/0
32	Malik Miller, RB	2/0
75	Deon Mix, OL	3/0
17	T.J. Neal, LB	41/25* (38/25)
36	Kamryn Pettway, FB	16/3
91	Kevin Phillips, P	16/-
69	Ike Powell, LS	21/-
37	Logan Rice, WR	1/0
14	Stephen Roberts, DB	28/6
19	Nick Ruffin, DB	26/3
95	Dontavius Russell, DL	17/14
43	Ian Shannon, K/P	2/-
36	Michael Sherwood, DB	2/0
58	Josh Shockley, LB	7/0
81	Darius Slayton, WR	4/4
71	Braden Smith, OL	30/18
4	Jason Smith, WR	17/2
8	Tony Stevens, WR	32/5
29	Tyler Stovall, H	30/-
12	Eli Stove, WR	3/0
90	Maurice Swain Jr., DL	17/1
42	Keenan Sweeney, FB	1/0
26	Marshall Taylor, DB	39/32* (36/32)
24	Daniel Thomas, DB	2/0
42	Tre' Threat, LB	4/0
47	Cameron Toney, LB	5/1
10	Stanton Truitt, WR	12/3
76	Prince Tega Wanogho, OL	2/0
13	Sean White, QB	11/10
79	Andrew Williams, DL	17/0
49	Darrell Williams, LB	13/4
30	Tre' Williams, LB	29/7

*includes previous school (previous school total)

ALPHABETICAL ROSTER

NO.	NAME	POS.	HT.	WT.	YR.	HOMETOWN	NO.	NAME	POS.	HT.	WT.	YR.	HOMETOWN
16	Devin Adams	QB	6-2	248	Jr.	Mobile, AL	55	Carl Lawson	DL	6-2	253	Jr.	Alpharetta, GA
1	Montravius Adams	DL	6-4	309	Sr.	Vienna, GA	31	Sage Ledbetter	K/P	6-0	183	Fr.	Auburn, AL
48	Montavious Atkinson	LB	6-1	211	So.	Fairburn, GA	70	Robert Leff	OL	6-6	299	Sr.	Fairhope, AL
1	Woody Barrett	QB	6-2	238	Fr.	Winter Garden, FL	44	Raymond Lester	DB	5-11	171	RFr.	Marietta, GA
82	Pete Berryman	TE	6-5	220	So.	Birmingham, AL	30	Damian Lewis	RB	5-9	229	Sr.	Wetumpka, AL
47	Jack Bjork	WR	6-1	192	Sr.	Dallas, TX	9	Kam Martin	RB	5-10	177	Fr.	Port Arthur, TX
11	Markell Boston	DB	6-0	200	So.	Newnan, GA	28	Tray Matthews	DB	6-1	207	Jr.	Newnan, GA
22	John Broussard Jr.	DB	5-11	168	Fr.	Phenix City, AL	51	Richard McBryde	LB	6-1	231	RFr.	Troy, AL
5	Derrick Brown	DL	6-5	330	Fr.	Sugar Hill, GA	17	Marquis McClain	WR	6-2	208	Fr.	Crestview, FL
65	Tucker Brown	OL	6-3	290	So.	Trussville, AL	45	Jaylen McGriff	WR	6-0	198	Jr.	Brentwood, TN
38	Daniel Carlson	K	6-4	218	Jr.	Colorado Springs, CO	61	Ryan Meneely	OL	6-2	301	RFr.	McDonough, GA
67	Tyler Carr	OL	6-5	318	RFr.	Southside, AL	32	Malik Miller	RB	5-11	229	Fr.	Huntsville, AL
93	Tyler Carter	DL	6-1	243	RFr.	Decatur, AL	96	Sidney Mims	DL	6-4	250	Fr.	Montgomery, AL
43	Cedric Chambers	RB	5-7	182	RFr.	Valley, AL	75	Deon Mix	OL	6-4	315	Jr.	Batesville, MS
8	Marlon Character Jr.	DB	6-0	181	Fr.	Atlanta, GA	35	James Owens Moss	WR	5-9	177	Fr.	Opelika, AL
91	Nick Coe	DL	6-6	255	Fr.	Asheboro, NC	39	Robert Muschamp	FB	6-1	255	RFr.	Rome, GA
9	Byron Cowart	DE	6-3	276	So.	Seffner, FL	18	Jayvaughn Myers	DB	6-1	179	Fr.	Dade City, FL
27	Chandler Cox	FB	6-1	236	So.	Apopka, FL	17	T.J. Neal	LB	6-0	235	Sr.	McKeesport, PA
3	Nate Craig-Myers	WR	6-2	204	Fr.	Dade City, FL	99	Spencer Nigh	FB	6-0	272	Fr.	Magnolia, TX
84	Chase Cramer	FB	5-10	208	RFr.	Orlando, FL	87	Pace Ozmint	WR	6-1	179	Fr.	Glencoe, AL
52	Xavier Dampier	OL	6-2	310	Sr.	Mendenhall, MS	36	Kamryn Pettway	RB	6-0	240	So.	Montgomery, AL
3	Marlon Davidson	DL	6-3	273	Fr.	Greenville, AL	91	Kevin Phillips	P	6-0	185	Sr.	Greenwood, MS
6	Carlton Davis	DB	6-1	195	So.	Miami, FL	69	Ike Powell	LS	6-3	264	Jr.	Tifton, GA
57	Deshaun Davis	LB	5-11	239	So.	Prichard, AL	15	Tyler Queen	QB	6-1	236	RFr.	Kennesaw, GA
31	Javaris Davis	DB	5-10	182	RFr.	Jacksonville, FL	37	Logan Rice	WR	6-0	206	So.	Rome, GA
11	Kyle Davis	WR	6-2	219	Fr.	Loganville, GA	50	Chase Ritter	LB	5-10	205	Jr.	Wetumpka, AL
80	Marcus Davis	WR	5-9	180	Sr.	Boynton Beach, FL	14	Stephen Roberts	DB	5-11	183	Jr.	Opelika, AL
83	Ryan Davis	WR	5-9	172	So.	St. Petersburg, FL	45	Jacob Rogers	DB	5-11	190	Fr.	Goodwater, AL
25	Stephen Davis Jr.	RB	6-3	206	Fr.	Irmo, SC	19	Nick Ruffin	DB	6-0	203	Jr.	Duluth, GA
13	T.J. Davis	DB	6-0	190	Sr.	Tallahassee, FL	95	Dontavious Russell	DL	6-3	308	So.	Carrollton, GA
12	Jamel Dean	DB	6-2	209	RFr.	Cocoa, FL	72	Prince Sammons	OL	6-7	289	Fr.	Clarksville, OH
20	Jeremiah Dinson	DB	6-0	177	So.	Miami, FL	43	Ian Shannon	K/P	6-3	218	RFr.	Marietta, GA
74	Bubba Dowdell	OL	6-2	297	Fr.	Auburn, AL	66	Bailey Sharp	OL	6-5	300	RFr.	Marietta, GA
25	Austin Dupper	DB	5-9	176	Sr.	Decatur, AL	59	Sam Sherrod	LB	5-10	192	Fr.	Birmingham, AL
49	Jeff Ford	TE	6-4	268	Fr.	Glencoe, AL	36	Michael Sherwood	DB	5-9	175	Jr.	Atlanta, GA
23	Johnathan Ford	DB	6-0	204	Sr.	Big Cove, AL	58	Josh Shockley	LB	5-10	218	So.	Locust Grove, GA
5	John Franklin III	QB	6-1	186	Jr.	Ft. Lauderdale, FL	39	Conner Sibley	LB	5-10	200	RFr.	Athens, GA
73	Austin Golson	OL	6-5	314	Jr.	Prattville, AL	81	Darius Slayton	WR	6-2	191	RFr.	Norcross, GA
40	Eugene Govan	RB	5-7	190	RFr.	Grovetown, GA	71	Braden Smith	OL	6-6	300	Jr.	Olathe, KS
86	Carson Griffis	WR	5-10	166	Fr.	Homewood, AL	53	Clarke Smith	LS	6-3	239	Fr.	Leeds, AL
46	Devin Guice	DB	5-7	153	Fr.	Opelika, AL	4	Jason Smith	WR	6-1	188	Jr.	Mobile, AL
41	Greg Hall Jr.	LB	6-3	250	Sr.	Athens, GA	8	Tony Stevens	WR	6-4	212	Sr.	Orlando, FL
77	Marquel Harrell	OL	6-3	318	RFr.	Fairburn, GA	29	Tyler Stovall	H	6-1	212	Jr.	Hokes Bluff, AL
85	Jalen Harris	TE	6-4	259	So.	Montgomery, AL	12	Eli Stove	WR	6-0	177	Fr.	Niceville, FL
33	Will Hastings	K/WR	5-10	172	So.	Little Rock, AR	90	Maurice Swain Jr.	DL	6-5	314	Sr.	West Point, GA
4	Jeff Holland	OLB	6-2	250	So.	Jacksonville, FL	42	Keenan Sweeney	FB	6-0	237	So.	Snellville, GA
15	Joshua Holsey	DB	5-11	195	Sr.	Fairburn, GA	26	Marshall Taylor	DB	6-3	191	Sr.	Cordele, GA
46	Ben Hood	DB	5-8	176	RFr.	Atlanta, GA	24	Daniel Thomas	DB	5-11	192	Fr.	Montgomery, AL
64	Mike Horton	OL	6-4	331	RFr.	Atlanta, GA	56	Jackson Thomas	LB	5-11	221	Sr.	Birmingham, AL
52	Antwan Jackson Jr.	DL	6-2	303	Fr.	Ellenwood, GA	42	Tre' Threat	LB	6-1	240	Fr.	Mobile, AL
78	Darius James	OL	6-4	320	Jr.	Killeen, TX	48	C.J. Tolbert	RB	5-7	195	So.	Dadeville, AL
10	Paul James III	LB	6-4	271	Jr.	Miami, FL	47	Cameron Toney	OLB	6-1	244	Jr.	Huntsville, AL
62	Jaunta'vius Johnson	DL	6-2	317	RFr.	Lincoln, AL	10	Stanton Truitt	WR	5-9	185	So.	Atlanta, GA
6	Jeremy Johnson	QB	6-5	234	Sr.	Montgomery, AL	68	Zach Wade	LS	5-10	218	So.	Bremen, GA
21	Kerryon Johnson	RB	6-0	211	So.	Madison, AL	97	Gary Walker	DL	5-11	269	RFr.	Toccoa, GA
54	Kaleb Kim	OL	6-4	290	RFr.	Buford, GA	76	Prince Tega Wanogho	OL	6-8	282	RFr.	Elmore, AL
46	Caleb King	TE	6-3	221	Jr.	Huntsville, AL	13	Sean White	QB	6-0	200	So.	Boca Raton, FL
89	Griffin King	WR	5-10	181	RFr.	Atlanta, GA	79	Andrew Williams	DL	6-4	289	So.	McDonough, GA
63	Alex Kozan	OL	6-4	310	Sr.	Castle Rock, CO	49	Darrell Williams	LB	6-2	231	So.	Hoover, AL
94	Devaroe Lawrence	DL	6-2	303	Sr.	Greenville, SC	30	Tre' Williams	LB	6-2	240	Jr.	Mobile, AL

NUMERICAL ROSTER

NO.	NAME	POS.	HT.	WT.	YR.	HOMETOWN
1	Montravius Adams	DL	6-4	309	Sr.	Vienna, GA
1	Woody Barrett	QB	6-2	238	Fr.	Winter Garden, FL
3	Nate Craig-Myers	WR	6-2	204	Fr.	Dade City, FL
3	Marlon Davidson	DL	6-3	273	Fr.	Greenville, AL
4	Jeff Holland	OLB	6-2	250	So.	Jacksonville, FL
4	Jason Smith	WR	6-1	188	Jr.	Mobile, AL
5	Derrick Brown	DL	6-5	330	Fr.	Sugar Hill, GA
5	John Franklin III	QB	6-1	186	Jr.	Ft. Lauderdale, FL
6	Carlton Davis	DB	6-1	195	So.	Miami, FL
6	Jeremy Johnson	QB	6-5	234	Sr.	Montgomery, AL
8	Marlon Character Jr.	DB	6-0	181	Fr.	Atlanta, GA
8	Tony Stevens	WR	6-4	212	Sr.	Orlando, FL
9	Byron Cowart	DE	6-3	276	So.	Seffner, FL
9	Kam Martin	RB	5-10	177	Fr.	Port Arthur, TX
10	Paul James III	LB	6-4	271	Jr.	Miami, FL
10	Stanton Truitt	WR	5-9	185	So.	Atlanta, GA
11	Markell Boston	DB	6-0	200	So.	Newnan, GA
11	Kyle Davis	WR	6-2	219	Fr.	Loganville, GA
12	Jamel Dean	DB	6-2	209	RFr.	Cocoa, FL
12	Eli Stove	WR	6-0	177	Fr.	Niceville, FL
13	T.J. Davis	DB	6-0	190	Sr.	Tallahassee, FL
13	Sean White	QB	6-0	200	So.	Boca Raton, FL
14	Stephen Roberts	DB	5-11	183	Jr.	Opelika, AL
15	Joshua Holsey	DB	5-11	195	Sr.	Fairburn, GA
15	Tyler Queen	QB	6-1	236	RFr.	Kennesaw, GA
16	Devin Adams	QB	6-2	248	Jr.	Mobile, AL
17	Marquis McClain	WR	6-2	208	Fr.	Crestview, FL
17	T.J. Neal	LB	6-0	235	Sr.	McKeesport, PA
18	Jayvaughn Myers	DB	6-1	179	Fr.	Dade City, FL
19	Nick Ruffin	DB	6-0	203	Jr.	Duluth, GA
20	Jeremiah Dinson	DB	6-0	177	So.	Miami, FL
21	Kerryon Johnson	RB	6-0	211	So.	Madison, AL
22	John Broussard Jr.	DB	5-11	168	Fr.	Phenix City, AL
23	Johnathan Ford	DB	6-0	204	Sr.	Big Cove, AL
24	Daniel Thomas	DB	5-11	192	Fr.	Montgomery, AL
25	Stephen Davis Jr.	RB	6-3	206	Fr.	Irmo, SC
25	Austin Dupper	DB	5-9	176	Sr.	Decatur, AL
26	Marshall Taylor	DB	6-3	191	Sr.	Cordele, GA
27	Chandler Cox	FB	6-1	236	So.	Apopka, FL
28	Tray Matthews	DB	6-1	207	Jr.	Newnan, GA
29	Tyler Stovall	H	6-1	212	Jr.	Hokes Bluff, AL
30	Damian Lewis	RB	5-9	229	Sr.	Wetumpka, AL
30	Tre' Williams	LB	6-2	240	Jr.	Mobile, AL
31	Javaris Davis	DB	5-10	182	RFr.	Jacksonville, FL
31	Sage Ledbetter	K/P	6-0	183	Fr.	Auburn, AL
32	Malik Miller	RB	5-11	229	Fr.	Huntsville, AL
33	Will Hastings	K/WR	5-10	172	So.	Little Rock, AR
35	James Owens Moss	WR	5-9	177	Fr.	Opelika, AL
36	Kamryn Pettway	RB	6-0	240	So.	Montgomery, AL
36	Michael Sherwood	DB	5-9	175	Jr.	Atlanta, GA
37	Logan Rice	WR	6-0	206	So.	Rome, GA
38	Daniel Carlson	K	6-4	218	Jr.	Colorado Springs, CO
39	Robert Muschamp	FB	6-1	255	RFr.	Rome, GA
39	Conner Sibley	LB	5-10	200	RFr.	Athens, GA
40	Eugene Govan	RB	5-7	190	RFr.	Grovetown, GA
41	Greg Hall Jr.	LB	6-3	250	Sr.	Athens, GA
42	Keenan Sweeney	FB	6-0	237	So.	Snellville, GA
42	Tre' Threat	LB	6-1	240	Fr.	Mobile, AL
43	Cedric Chambers	RB	5-7	182	RFr.	Valley, AL
43	Ian Shannon	K/P	6-3	218	RFr.	Marietta, GA

NO.	NAME	POS.	HT.	WT.	YR.	HOMETOWN
44	Raymond Lester	DB	5-11	171	RFr.	Marietta, GA
45	Jaylen McGriff	WR	6-0	198	Jr.	Brentwood, TN
45	Jacob Rogers	DB	5-11	190	Fr.	Goodwater, AL
46	Ben Hood	DB	5-8	176	RFr.	Atlanta, GA
46	Caleb King	TE	6-3	221	Jr.	Huntsville, AL
46	Devin Guice	DB	5-7	153	Fr.	Opelika, AL
47	Cameron Toney	OLB	6-1	244	Jr.	Huntsville, AL
47	Jack Bjork	WR	6-1	192	Sr.	Dallas, TX
48	Montavious Atkinson	LB	6-1	211	So.	Fairburn, GA
48	C.J. Tolbert	RB	5-7	195	So.	Dadeville, AL
49	Jeff Ford	TE	6-4	268	Fr.	Glencoe, AL
49	Darrell Williams	LB	6-2	231	So.	Hoover, AL
50	Chase Ritter	LB	5-10	205	Jr.	Wetumpka, AL
51	Richard McBryde	LB	6-1	231	RFr.	Troy, AL
52	Xavier Dampeer	OL	6-2	310	Sr.	Mendenhall, MS
52	Antwuan Jackson Jr.	DL	6-2	303	Fr.	Ellenwood, GA
53	Clarke Smith	LS	6-3	239	Fr.	Leeds, AL
54	Kaleb Kim	OL	6-4	290	RFr.	Buford, GA
55	Carl Lawson	DL	6-2	253	Jr.	Alpharetta, GA
56	Jackson Thomas	LB	5-11	221	Sr.	Birmingham, AL
57	Deshaun Davis	LB	5-11	239	So.	Prichard, AL
58	Josh Shockley	LB	5-10	218	So.	Locust Grove, GA
59	Sam Sherrod	LB	5-10	192	Fr.	Birmingham, AL
61	Ryan Meneely	OL	6-2	301	RFr.	McDonough, GA
62	Jaunta'vius Johnson	DL	6-2	317	RFr.	Lincoln, AL
63	Alex Kozan	OL	6-4	310	Sr.	Castle Rock, CO
64	Mike Horton	OL	6-4	331	RFr.	Atlanta, GA
65	Tucker Brown	OL	6-3	290	So.	Trussville, AL
66	Bailey Sharp	OL	6-5	300	RFr.	Marietta, GA
67	Tyler Carr	OL	6-5	318	RFr.	Southside, AL
68	Zach Wade	LS	5-10	218	So.	Bremen, GA
69	Ike Powell	LS	6-3	264	Jr.	Tifton, GA
70	Robert Leff	OL	6-6	299	Sr.	Fairhope, AL
71	Braden Smith	OL	6-6	300	Jr.	Olathe, KS
72	Prince Sammons	OL	6-7	289	Fr.	Clarksville, OH
73	Austin Golson	OL	6-5	314	Jr.	Prattville, AL
74	Bubba Dowdell	OL	6-2	297	Fr.	Auburn, AL
75	Deon Mix	OL	6-4	315	Jr.	Batesville, MS
76	Prince Tega Wanogho	OL	6-8	282	RFr.	Elmore, AL
77	Marquel Harrell	OL	6-3	318	RFr.	Fairburn, GA
78	Darius James	OL	6-4	320	Jr.	Killeen, TX
79	Andrew Williams	DL	6-4	289	So.	McDonough, GA
80	Marcus Davis	WR	5-9	180	Sr.	Boynton Beach, FL
81	Darius Slayton	WR	6-2	191	RFr.	Norcross, GA
82	Pete Berryman	TE	6-5	220	So.	Birmingham, AL
83	Ryan Davis	WR	5-9	172	So.	St. Petersburg, FL
84	Chase Cramer	FB	5-10	208	RFr.	Orlando, FL
85	Jalen Harris	TE	6-4	259	So.	Montgomery, AL
86	Carson Griffis	WR	5-10	166	Fr.	Homewood, AL
87	Pace Ozmint	WR	6-1	179	Fr.	Glencoe, AL
89	Griffin King	WR	5-10	181	RFr.	Atlanta, GA
90	Maurice Swain Jr.	DL	6-5	314	Sr.	West Point, GA
91	Kevin Phillips	P	6-0	185	Sr.	Greenwood, MS
91	Nick Coe	DL	6-6	255	Fr.	Asheboro, NC
93	Tyler Carter	DL	6-1	243	RFr.	Decatur, AL
94	Devaroe Lawrence	DL	6-2	303	Sr.	Greenville, SC
95	Dontavious Russell	DL	6-3	308	So.	Carrollton, GA
96	Sidney Mims	DL	6-4	250	Fr.	Montgomery, AL
97	Gary Walker	DL	5-11	269	RFr.	Toccoa, GA
99	Spencer Nigh	FB	6-0	272	Fr.	Magnolia, TX

PRONUNCIATION GUIDE

NO.	NAME	PRONUNCIATION
1	MONTRAVIUS Adams	mon-TRAY-vee-us
48	MONTAVIOUS Atkinson	mon-TAY-vee-us
64	Jack BJORK	BE-YORK
22	John BROUSSARD	brew-SARD
52	XAVIER DAMPEER	Zavier DAM-peer
31	JAVARIS Davis	ja-VAR-is
12	JAMEL Dean	ja-MELL
38	Austin DUPPER	rhymes with "super"
40	Eugene GOVAN	GO-van
77	Marquel HARRELL	hah-RELL
62	JAUNTA'VIUS Johnson	jon-TAY-vee-us

NO.	NAME	PRONUNCIATION
21	KERRYON Johnson	carry-on
63	Alex KOZAN	KOH-zan
94	DEVAROE Lawrence	DEV-ah-row
17	MARQUIS McClain	mar-KEESE
32	MALIK Miller	muh-LEAK
18	JAYVAUGHN Myers	JAY-von
19	Nick RUFFIN	ROUGH-fin
95	DONTAVIOUS Russell	don-TAY-vee-us
43	IAN Shannon	EE-un
71	BRADEN Smith	BRAY-den
98	Prince TEGA WANOGHO	TAY-ga wah-NO-go

DEPTH CHART » for ULM

OFFENSE			DEFENSE		
QB	13	SEAN WHITE (6-0, 200, So.)	Buck	55	CARL LAWSON (6-2, 253, Jr.)
	5	John Franklin III (6-1, 186, Jr.)		4	Jeff Holland (6-2, 250, So.)
	6	Jeremy Johnson (6-5, 234, Sr.)	DT	95	DONTAVIUS RUSSELL (6-3, 308, So.)
RB	21	KERRYON JOHNSON (6-0, 211, So.)		90	Maurice Swain Jr. (6-5, 314, Sr.) --OR--
	36	Kamryn Pettway (6-0, 240, So.)		79	Andrew Williams (6-4, 289, So.)
HB/TE	27	CHANDLER COX (6-1, 236, So.)	DT	1	MONTRAVIUS ADAMS (6-4, 309, Sr.)
	85	Jalen Harris (6-4, 259, So.)		5	Derrick Brown (6-5, 330, Fr.) --OR--
WR	83	RYAN DAVIS (5-9, 172, So.)		94	Devaroe Lawrence (6-2, 303, Sr.)
	12	Eli Stove (6-0, 177, Fr.)	DE	3	MARLON DAVIDSON (6-3, 273, Fr.)
WR	8	TONY STEVENS (6-4, 212, Sr.)		9	Byron Cowart (6-3, 276, So.)
	3	Nate Craig-Myers (6-2, 204, Fr.)	MLB	57	DESHAUN DAVIS (5-11, 239, So.)
WR	80	MARCUS DAVIS (5-9, 180, Sr.)		17	T.J. Neal (6-0, 235, Sr.)
	33	Will Hastings (5-10, 172, So.)	WLB	30	TRE' WILLIAMS (6-2, 240, Jr.)
WR	81	DARIUS SLAYTON (6-2, 191, RFr.)		48	Montavius Atkinson (6-1, 211, So.)
	11	Kyle Davis (6-2, 219, Fr.)	SLB	49	DARRELL WILLIAMS (6-2, 231, So.)
LT	73	AUSTIN GOLSON (6-5, 314, Jr.)		51	Richard McBryde (6-1, 231, RFr.)
	78	Darius James (6-4, 320, Jr.)	CB	15	JOSHUA HOLSEY (5-11, 195, Sr.)
LG	63	ALEX KOZAN (6-4, 310, Sr.)		31	Javaris Davis (5-10, 182, RFr.)
	75	Deon Mix (6-4, 315, Jr.) --OR--	FS	19	NICK RUFFIN (6-0, 203, Jr.)
	77	Marquel Harrell (6-3, 318, RFr.)		14	Stephen Roberts (5-11, 183, Jr.)
C	52	XAVIER DAMPEER (6-2, 310, Sr.)	SS	28	TRAY MATTHEWS (6-1, 207, Jr.)
	54	Kaleb Kim (6-4, 290, RFr.)		11	Markell Boston (6-0, 200, So.)
RG	71	BRADEN SMITH (6-6, 300, Jr.)	CB	6	CARLTON DAVIS (6-1, 195, So.)
	64	Mike Horton (6-4, 331, RFr.)		26	Marshall Taylor (6-3, 191, Sr.)
RT	70	ROBERT LEFF (6-6, 299, Sr.)	NICKEL	23	JOHNATHAN FORD (6-0, 204, Sr.)
	76	Prince Tega Wanogho (6-8, 282, RFr.)		15	Joshua Holsey (5-11, 195, Sr.)

SPECIAL TEAMS

PK	38	DANIEL CARLSON (6-4, 218, Jr.)
	43	Ian Shannon (6-3, 218, RFr.)
P	91	KEVIN PHILLIPS (6-0, 185, Sr.)
	43	Ian Shannon (6-3, 218, RFr.)
H	29	TYLER STOVALL (6-1, 212, Jr.)
	5	John Franklin III (6-1, 186, Jr.)
LS	69	IKE POWELL (6-3, 264, Jr.)
	68	Zach Wade (5-10, 218, So.) -- OR --
	53	Clarke Smith (6-3, 239, Fr.)
PR	80	MARCUS DAVIS (5-9, 180, Sr.)
	83	Ryan Davis (5-9, 172, So.)
KR	23	JOHNATHAN FORD (6-0, 204, Sr.) --AND--
	21	KERRYON JOHNSON (6-0, 211, So.)
	9	Kam Martin (5-10, 177, Fr.) -- AND --
	10	Stanton Truitt (5-9, 185, So.)



LAST MEETING

Sept. 15, 2012 | Auburn, Ala.

ULM	28
AUBURN	31

Score By Quarters	1	2	3	4	OT	Score
ULM	7	7	0	14	0	28
Auburn	7	14	7	0	3	31

SCORING PLAYS

1st	8:22	ULM	Scioneaux 1 yd pass from Browning 12 plays, 89 yards
	6:06	AU	McCalebb 27 yd run 5 plays, 76 yards
2nd	3:52	ULM	Browning 39 yd run 6 plays, 80 yards
	2:18	AU	Frazier 33 yd pass from Bray 4 plays, 75 yards
	0:00	AU	Coates 33 yd pass from Frazier 3 plays, 38 yards
3rd	10:40	AU	Mason 1 yd run 11 plays, 65 yards
4th	6:15	ULM	Scioneaux 4 yd pass from Browning 9 plays, 59 yards
	1:18	ULM	Harper 6 yd pass from Browning 9 plays, 65 yards
OT	15:00	AU	Parkey 35 yd field goal 3 plays, 7 yards

	ULM	AU
First Downs	27	19
Rushes-Yds (Net)	41-165	42-255
Passing Yds (Net)	245	163
Passes Com-Att-Int	29-48-0	11-19-1
Total Offense Plays-Yds	89-410	61-418
Interception Return-Yds	1-11	0-0
Punts (Num-Avg)	5-43.2	6-40.2
Fumbles-Lost	0-0	1-1
Penalties-Yds	2-20	7-65
3rd Down Conversion	9-21	6-13
Time of Possession	34:45	25:15

RUSHING: (ULM) - Edwards 17-76, Browning 14-58 (TD), Gammel 1-14, Bailey 6-13, Leonard 1-5, Washington 1-0; (AU) - McCalebb 11-128 (TD), Mason 22-90 (TD), Blakely 3-32, Frazier 5-8.

PASSING: (ULM) - Browning 28-46-0-237 (3 TD); (AU) - Frazier 10-18-1-130 (TD), Bray 1-1-0-33 (TD).

RECEIVING: (ULM) - Leonard 7-53, Hamm 5-57, Harper 5-40 (TD), Maye 4-45, Cook 2-11, Scioneaux 2-5 (2 TD), Edwards 1-20, Cain 1-8, Milton 1-7, Bailey 1-1; (AU) - Coates 2-34 (TD), Blake 2-26, Bray 2-14, McCalebb 2-6, Mason 1-34, Frazier 1-33 (TD), Lutzenkirchen 1-16.

SERIES HISTORY » ULM

Series Record	Auburn, 9-0
At Auburn	Auburn, 9-0
At Monroe	0-0
At Neutral Sites	0-0
First meeting	1994 (Auburn, 44-12)
Most AU points	73 (in 2003)
Most ULM points	28 (in 2012)
Combined points	80 in 2003 (AU 73, ULM 7)
Current streak	Auburn, W9

Gus Malzahn vs. ULM	1-0
Matt Viator vs. Auburn	0-0

THE LAST TIME VS. ULM

Auburn 31, ULM 28 (OT)

» AUBURN, Ala. (Sept. 15, 2012) -- Cody Parkey's overtime field goal clinched Auburn's first win of the season as it defeated Louisiana-Monroe, 31-28, on Saturday afternoon at Jordan-Hare Stadium. Angelo Blackson made Parkey's game-winning kick possible as he blocked a ULM field goal attempt just minutes earlier during ULM's first overtime possession.

Auburn (1-2) saw a 14-point lead disappear late in the fourth quarter as ULM (1-1) rallied from a 28-14 deficit to tie the game with 1:18 left in regulation before the overtime heroics from Blackson and Parkey.

Auburn finished the game with a season-high 418 yards of total offense, including 255 on the ground. Oterio McCalebb finished with a 128 yards, his fourth career 100-yard rushing game, while Tre Mason had 90 yards rushing on a game-high 22 carries.

Kiehl Frazier was 10-of-18 for 130 yards with a touchdown and an interception while his counterpart from ULM, Kolton Browning, was 28-of-46 for 237 yards with three touchdowns.

ULM went 89 yards on its first drive of the game, a 12-play march, and converted on a fourth-and-goal from the one to take the early touchdown lead, 7-0. The drive was capped by a Browning to Harley Scioneaux pass into the corner of the end zone, the first of two touchdown catches for the ULM tight end.

Auburn answered with a five-play, 76-yard scoring drive of its own on its first possession. McCalebb had three carries on the drive, including the 27-yard touchdown run, while Mason had a 34-yard reception on the previous play to get Auburn into ULM territory as Auburn tied it at 7-7.

Browning put ULM back up a touchdown, 14-7, with his 39-yard touchdown run up the middle with 3:52 left in the first half. The run capped a six-play, 80-yard drive that ate up just 2:54 of clock time. Auburn immediately answered with a quick strike of its own, using a Quan Bray pass back to Frazier for the score. The pass covered 33 yards as Auburn went

75 yards in four plays to tie it at 14-14 with 2:18 left in the half.

Auburn struck one more time before the half as Frazier's 33-yard pass to Sammie Coates as time expired put Auburn ahead, 21-14. Auburn took advantage of a 33-yard punt by the Warhawks' Justin Manton from his own seven yard line to set up the score as Auburn had just 22 seconds and no timeouts to work with.

Auburn came out of halftime with an 11-play, 65-yard drive that put it up by two touchdowns, 28-14. Mason rushed seven times on the drive, covering 22 yards including the one-yard touchdown run.

The game remained a 14-point contest until ULM went 59 yards on nine plays midway through the fourth quarter to draw within a touchdown, 28-21. Scioneaux, who had just two catches on the day, caught the Browning pass in the corner of the end zone for the score.

Auburn went three-and-out on its next possession, allowing ULM to start its drive on its own 35 with 4:37 left. A six-yard touchdown pass to Colby Harper in the left flat and Manton's extra-point tied it at 28-28.

Auburn blocked a pair of kicks in the game; along with Blackson's overtime stop, Corey Lemonier blocked a Manton 31-yard field goal attempt.

COMPARING AUBURN AND ULM

AUBURN TEAM STATISTICS	AU	OPP
Points/Game	24.5	18.8
First Downs	93	66
Rushing/Game	234.8	167.0
Passing/Game	204.0	218.2
Total Offense/Game	438.8	385.2
Time of Possession	32:07	27:53

ULM TEAM STATISTICS	ULM	OPP
Points/Game	25.3	34.3
First Downs	56	82
Rushing/Game	156.7	290.7
Passing/Game	254.3	186.7
Total Offense/Game	411.0	477.3
Time of Possession	26:45	33:15

INDIVIDUAL LEADERS				
RUSHING	Att	Net	Avg.	TD
K. Johnson	78	371	4.8	4
Pettway	52	336	6.5	1

INDIVIDUAL LEADERS				
RUSHING	Att	Net	Avg.	TD
Smith	34	177	5.2	2
Luckett	35	157	4.5	1

PASSING	C-A-I	Pct.	YDSTD
White	64-97-1	66.0	744 3

PASSING	C-A-I	Pct.	YDSTD
Smith	59-101-3	58.4	742 6

RECEIVING	Rec.	Yds.	Avg.	TD
Stevens	17	235	13.8	2
M. Davis	13	100	7.7	0
R. Davis	12	84	7.0	0

RECEIVING	Rec.	Yds.	Avg.	TD
Turner	12	239	19.9	1
Holley	10	81	8.1	0
Brown	9	111	12.3	1

DEFENSE	U-A-TT	TFL	INT	PBU
Ford	17-11-28	3.5	0	2
Matthews	18-7-25	0.5	0	2
Da. Williams	10-9-19	0.5	0	0

DEFENSE	U-A-TT	TFL	INT	PBU
Griffith	23-10-28	6.0	0	1
Hunter	18-12-24	1.0	0	1
Day	10-13-16.5	3.5	0	0

AUBURN - ULM SERIES RESULTS

(AU leads, 9-0)

<u>YEAR</u>	<u>SCORE</u>	<u>SITE</u>	<u>DATE</u>
1994:	AU, 44-12	at Auburn	Sept. 10
1995:	AU, 38-14	at Auburn	Nov. 4
1996:	AU, 28-24	at Auburn	Nov. 9
2002:	AU, 52-14	at Auburn	Nov. 9
2003:	AU, 73-7	at Auburn	Nov. 1
2004:	AU, 31-0	at Auburn	Sept. 4
2008:	AU, 34-0	at Auburn	Aug. 30
2010:	AU, 52-3	at Auburn	Oct. 2
2012:	AU, 31-28	at Auburn [OT]	Sept. 15

at Auburn: AU leads, 9-0

GAME-BY-GAME STATISTICS

Last 20 Meetings

<u>Date</u>	<u>Site</u>	<u>Result</u>	<u>Attend</u>	<u>Rank</u>		<u>AU</u>				<u>Passing</u>				<u>Tot Off</u>		<u>ULM</u>							
				<u>AU</u>	<u>ULM</u>	<u>FD</u>	<u>No</u>	<u>Yds</u>	<u>TD</u>	<u>C- A- I</u>	<u>Yds</u>	<u>TD</u>	<u>No</u>	<u>Yds</u>	<u>FD</u>	<u>No</u>	<u>Yds</u>	<u>TD</u>	<u>C- A- I</u>	<u>Yds</u>	<u>TD</u>	<u>No</u>	<u>Yds</u>
9-10-94	Auburn	W 44-12	78,437	12	---	28	46	254	4	24-41-0	313	1	87	567	7	26	30	0	11-22-1	191	2	48	221
11-4-95	Auburn	W 38-14	78,149	21	---	21	38	254	4	17-24-1	194	1	62	465	20	36	92	1	17-36-0	186	1	72	293
11-9-96	Auburn	W 28-24	78,309	22	---	19	35	164	2	17-32-1	248	1	67	412	22	46	121	2	18-33-1	308	1	79	429
11-9-02	Auburn	W 52-14	84,618	---	---	24	42	210	3	20-30-1	293	4	72	503	16	29	83	1	19-38-0	193	1	67	276
11-1-03	Auburn	W 73-7	81,061	---	---	25	43	241	6	16-21-1	240	2	44	481	10	32	23	0	10-25-3	128	1	57	151
9-14-04	Auburn	W 31-0	80,663	17	---	21	41	194	2	14-24-1	186	2	65	380	12	35	140	0	17-23-1	99	0	58	239
9-13-08	Auburn	W 34-0	87,451	10	---	19	46	321	1	13-27-1	85	1	73	406	12	30	84	0	20-38-0	136	0	68	220
10-2-10	Auburn	W 52-3	80,759	10	---	22	33	233	4	17-24-1	272	3	57	505	20	33	38	0	29-41-1	232	0	74	270
9-15-12	Auburn	W 31-28	85,214	---	---	19	42	255	2	11-19-1	163	2	61	418	27	41	165	1	29-48-0	245	3	89	410

CAREER STATS VS. ULM

PASSING

Player	C-A-I	TD	Yds.	Yds/Gm
NONE				

RUSHING

Player	No.	Yds.	Avg/Carry	TD
NONE				

RECEIVING

Player	No.	Yds.	Avg/Catch	TD
NONE				

PUNT RETURNS

Player	No.	Yds.	Avg/Return	TD
NONE				

KICK RETURNS

Player	No.	Yds.	Avg/Return	TD
NONE				

DEFENSIVE

Player	UA	A	Total	Misc.
Joshua Holsey	1	0	1	--

PUNTING

Player	No.	Yds.	Avg/Punt	Long
NONE				

KICKING

Player	PAT	FGA-FGM	Long FG	Total Points
NONE				

ALABAMA (4-0, 1-0 SEC)

Sept. 3	vs. Southern Cal (ABC)	W, 52-6
Sept. 10	WESTERN KENTUCKY (ESPN2)	W, 38-10
Sept. 17	at Ole Miss* (CBS)	W, 48-43
Sept. 24	KENT ST. (SECN)	W, 48-0
Oct. 1	KENTUCKY* (ESPN)	6 pm
Oct. 8	at Arkansas*	TBA
Oct. 15	at Tennessee*	TBA
Oct. 22	TEXAS A&M*	TBA
Nov. 5	at LSU*	TBA
Nov. 12	MISSISSIPPI ST.*	TBA
Nov. 19	CHATTANOOGA	TBA
Nov. 26	AUBURN*	TBA

ARKANSAS (3-1, 0-1 SEC)

Sept. 3	Louisiana Tech (SECN)	W, 21-20
Sept. 10	at TCU (ESPN2)	W, 41-38 (20T)
Sept. 17	Texas St. (SECN)	W, 42-3
Sept. 24	vs. Texas A&M* (Arlington) (ESPN)	L, 45-24
Oct. 1	Alcorn St. (Little Rock) (SECN)	11 am
Oct. 8	ALABAMA*	TBA
Oct. 15	OLE MISS*	TBA
Oct. 22	at Auburn*	TBA
Nov. 5	FLORIDA*	TBA
Nov. 12	LSU*	TBA
Nov. 19	at Mississippi St.*	TBA
Nov. 25	at Missouri*	TBA

GEORGIA (3-1, 1-1 SEC)

Sept. 3	vs. North Carolina (ESPN)	W, 33-24
Sept. 10	NICHOLLS ST. (SECN)	W, 26-24
Sept. 17	at Missouri* (SECN)	W, 28-27
Sept. 24	at Ole Miss* (ESPN)	L, 45-14
Oct. 1	TENNESSEE* (CBS)	2:30 pm
Oct. 8	at South Carolina* (SECN)	6:30 pm
Oct. 15	VANDERBILT*	TBA
Oct. 29	vs. Florida* (Jacksonville; CBS)	2:30 pm
Nov. 5	at Kentucky*	TBA
Nov. 12	AUBURN*	TBA
Nov. 19	UL-LAFAYETTE	TBA
Nov. 26	GEORGIA TECH	TBA

LSU (2-2, 1-1 SEC)

Sept. 3	vs. Wisconsin (ABC)	L, 16-14
Sept. 10	JACKSONVILLE ST. (ESPN)	W, 34-13
Sept. 17	MISSISSIPPI ST.* (ESPN/2)	W, 23-20
Sept. 24	at Auburn* (ESPN)	L, 18-13
Oct. 1	MISSOURI* (SECN)	6:30 pm
Oct. 8	at Florida* (ESPN)	11 am
Oct. 15	SOUTHERN MISS	TBA
Oct. 22	OLE MISS*	TBA
Nov. 5	ALABAMA*	TBA
Nov. 12	at Arkansas*	TBA
Nov. 19	SOUTH ALABAMA	TBA
Nov. 24	at Texas A&M* (ESPN)	6:30 pm

OLE MISS (2-2, 1-1 SEC)

Sept. 5	vs. Florida St. (ESPN)	L, 45-34
Sept. 10	WOFFORD (SECN)	W, 38-13
Sept. 17	ALABAMA* (CBS)	L, 48-43
Sept. 24	GEORGIA* (ESPN)	W, 45-14
Oct. 1	MEMPHIS (SECN/ESPN2/U)	6 pm
Oct. 15	at Arkansas*	TBA
Oct. 22	at LSU*	TBA
Oct. 29	AUBURN*	TBA
Nov. 5	GEORGIA SOUTHERN	TBA
Nov. 12	at Texas A&M*	TBA
Nov. 19	at Vanderbilt*	TBA
Nov. 26	MISSISSIPPI ST.*	TBA

MISSISSIPPI STATE (2-2, 1-1 SEC)

Sept. 3	SOUTH ALABAMA (SECN)	L, 21-20
Sept. 10	SOUTH CAROLINA* (ESPN/2)	W, 27-14
Sept. 17	at LSU* (ESPN/2)	L, 23-20
Sept. 24	at UMass (ESPN3)	W, 47-35
Oct. 8	AUBURN* (SECN)	11 am
Oct. 14	at BYU	TBA
Oct. 22	at Kentucky*	TBA
Oct. 29	Samford	TBA
Nov. 5	TEXAS A&M*	TBA
Nov. 12	at Alabama*	TBA
Nov. 19	ARKANSAS*	TBA
Nov. 26	at Ole Miss*	TBA

TEXAS A&M (4-0, 2-0 SEC)

Sept. 3	UCLA (CBS)	W, 31-24
Sept. 10	PRAIRIE VIEW A&M (SECN)	W, 67-0
Sept. 17	at Auburn* (ESPN)	W, 29-16
Sept. 24	vs. Arkansas* (Arlington, TX) (ESPN)	W, 45-24
Oct. 1	at South Carolina* (SECN)	3 pm
Oct. 8	TENNESSEE*	TBA
Oct. 22	at Alabama*	TBA
Oct. 29	NEW MEXICO ST.	TBA
Nov. 5	at Mississippi St.*	TBA
Nov. 12	OLE MISS*	TBA
Nov. 19	UTSA	TBA
Nov. 24	LSU* (ESPN)	6:30 pm

VANDERBILT (2-2, 0-1 SEC)

Sept. 1	SOUTH CAROLINA* (ESPN)	L, 13-10
Sept. 10	MIDDLE TENNESSEE (SECN)	W, 47-24
Sept. 17	at Georgia Tech (ACCN)	L, 38-7
Sept. 24	at W. Kentucky (CBSN)	W, 31-30 (OT)
Oct. 1	FLORIDA* (SECN)	11 a.m.
Oct. 8	at Kentucky* (SECN)	3 pm
Oct. 15	at Georgia*	TBA
Oct. 22	TENNESSEE ST.	TBA
Nov. 5	at Auburn*	TBA
Nov. 12	at Missouri*	TBA
Nov. 19	OLE MISS*	TBA
Nov. 26	TENNESSEE*	TBA

CLEMSON (3-0, 0-0 ACC)

Sept. 3	at Auburn (ESPN)	W, 19-13
Sept. 10	TROY (ACCN)	W, 30-24
Sept. 17	SOUTH CAROLINA ST. (FSN)	W, 59-0
Sept. 22	at Georgia Tech* (ESPN)	W, 26-7
Oct. 1	LOUISVILLE* (ABC)	7 p.m.
Oct. 7	at Boston College* (ESPN)	6:30 pm
Oct. 15	NORTH CAROLINA ST.*	TBA
Oct. 29	at Florida State*	TBA
Nov. 5	SYRACUSE*	TBA
Nov. 12	PITT*	TBA
Nov. 19	at Wake Forest*	TBA
Nov. 26	SOUTH CAROLINA	TBA

ARKANSAS STATE (0-4, 0-0 SUN BELT)

Sept. 2	TOLEDO (ESPN)	L, 31-10
Sept. 10	at Auburn (SECN)	L, 51-14
Sept. 17	at Utah St. (CBSN)	L, 34-20
Sept. 24	CENTRAL ARKANSAS (ESPN3)	L, 28-23
Oct. 5	GEORGIA SOUTHERN* (ESPN2)	7 pm
Oct. 15	SOUTH ALABAMA*	6 pm
Oct. 29	ULM*	6 pm
Nov. 3	at Georgia St.* (ESPN)	6:30 pm
Nov. 12	NEW MEXICO ST.*	2 pm
Nov. 17	at Troy* (ESPN)	8:30 pm
Nov. 26	at UL-Lafayette*	TBA
Dec. 3	at Texas St.*	3 pm

ULM (1-2, 0-1 SUN BELT)

Sept. 3	SOUTHERN (ESPN3)	W, 38-21
Sept. 10	at Oklahoma (FS OK)	L, 59-17
Sept. 17	at Georgia Southern (ESPN3)	L, 23-21
Oct. 1	at Auburn (SECN)	2:30 pm
Oct. 8	IDAHO*	6 pm
Oct. 15	TEXAS ST.*	6 pm
Oct. 22	at New Mexico (ROOT)	8 pm
Oct. 29	at Arkansas St.*	6 pm
Nov. 5	SOUTH ALABAMA*	4 pm
Nov. 12	at Georgia St.*	TBA
Nov. 19	at Appalachian St.*	TBA
Dec. 3	UL LAFAYETTE*	2 pm

ALABAMA A&M (1-3, 1-2 SWAC)

Sept. 3	at Middle Tennessee	L, 55-0
Sept. 10	at Mississippi Valley St.*	W, 35-16
Sept. 17	PRAIRIE VIEW A&M*	L, 41-20
Sept. 24	SOUTHERN*	L, 59-31
Oct. 1	at Texas Southern*	7 pm
Oct. 8	ALCORN ST.*	2 pm
Oct. 15	at Arkansas-Pine Bluff*	2:30 pm
Oct. 29	vs. Alabama St.* (ESPN3)	3 pm
Nov. 5	GRAMBLING ST.*	2 pm
Nov. 12	at Jackson St.*	2 pm
Nov. 19	at Auburn	TBA

all times Central

@COACHGUSMALZAHN



FAST FACTS

- » Gus Malzahn has won or played for a conference title in six of his 10 seasons as a collegiate coach
- » Malzahn's teams have won their conference championships in three of the last six seasons - with Auburn in 2010 and 2013 and Arkansas State in 2012
- » Two of the four most productive offenses in SEC history were Malzahn concoctions: Auburn 2013 (7,018) and Auburn 2010 (6,989)
- » Just the third coach in SEC history to win an SEC title in his first year at a school, joining Bernie Moore at LSU in 1935 and John Vaught at Ole Miss in 1947
- » Malzahn is 24-8 at home as a collegiate head coach (5-1 in 2012 at Arkansas State; 8-0 in 2013, 6-1 in 2014, 3-4 in 2015 and 2-2 in 2016 at Auburn). He started his Auburn tenure with 13 consecutive home victories.
- » In his fourth season, Malzahn is already tied for eighth among Auburn football coaches all-time in total wins.
The leaders (and seasons coached): **176**, Ralph "Shug" Jordan (25); **99**, Pat Dye (12) and Mike Donahue (18); **85**, Tommy Tuberville (10); **48**, Jack Meagher (9); **47**, Terry Bowden (6); **33**, Gene Chizik (4); **29**, **Gus Malzahn (4)** and Doug Barfield (5); **22**, Chet Wynne (4)
- » In six seasons at Auburn as an assistant or head coach, Malzahn's teams have had at least one first-team all-SEC selection each season
- » In 14 seasons as a high school head coach in Arkansas, Malzahn led seven teams to the state championship game and won three titles. In July 2013, he was inducted into the Arkansas High School Sports Hall of Fame

» Malzahn's Auburn teams scored at least 20 points in his first 23 games as head coach; his Auburn teams have scored 20 points or more in 36 of 44 games.

- » Has produced 13 1,000-yard rushers in 10 years as a college head coach/offensive coordinator, at least one each season. Malzahn has coached five 1,000-yard receivers and three 3,000-yard passers
- » His 20-7 record was the second-best start in Auburn history, only behind Terry Bowden, who started 20-1-1 in 1993-94
- » 2013 national coach of the year awards: Eddie Robinson, Bobby Bowden, Bear Bryant, Home Depot, Associated Press, Liberty Mutual, Sporting News, SB Nation, USSA Amos Alonzo Stagg
- » Author in 2003 of "The Hurry-up, No Huddle: An Offensive Philosophy", ranked among Amazon's 75 top-selling football books

» Auburn has produced a rusher with 100 or more yards in 31 of 44 games under head coach Gus Malzahn

ONE-SCORE GAMES

» Coach Gus Malzahn is 16-8 in one-score games as a college head coach (13-8 at Auburn).
1-1 in 2016: L, 19-13 vs. Clemson; W, 18-13 vs. LSU

3-4 in 2015: W, 31-25 vs. Louisville; W, 27-20 (OT) vs. Jacksonville State; L, 17-9 vs. Mississippi State; W, 30-27 at Kentucky; L, 54-46 (4OT) at Arkansas; L 27-19 vs. Ole Miss; L 20-13 vs. Georgia

3-2 in 2014: W, 20-14 at No. 20 Kansas State; W, 42-35 vs. South Carolina; W, 35-31 at No. 7 Ole Miss; L, 38-41 vs. Texas A&M; L, 31-34 (OT) vs. Wisconsin

6-1 in 2013: W, 31-24 vs. Washington State; W, 24-20 vs. Mississippi State; W, 30-22 vs. No. 24 Ole Miss; W, 45-41 at No. 7 Texas A&M; W, 43-38 vs. No. 25 Georgia; W, 34-28 vs. No. 1 Alabama; L, 31-34 vs. No. 1 Florida State

3-0 at Arkansas State (2012): W, 33-28 vs. Memphis; W, 36-29 vs. South Alabama; W, 41-34 at Troy.

MALZAHN FILE

COACHING CAREER

Year	School	Position
2013-16	Auburn	Head Coach
2012	Arkansas State	Head Coach
2009-11	Auburn	Offensive Coordinator/QB
2007-08	Tulsa	Asst. HC/Co-Off. Coordinator
2006	Arkansas	Offensive Coordinator
2001-05	Springdale (Ark.)	Head Coach
1996-00	Shiloh Christian (Ark.)	Head Coach
1992-95	Hughes (Ark.)	Head Coach

CHAMPIONSHIPS

Year	School	Championship
2013	Auburn	SEC
2013	Auburn	SEC West
2012	Arkansas State	Sun Belt
2010	Auburn	BCS
2010	Auburn	SEC
2010	Auburn	SEC West
2008	Tulsa	CUSA West
2007	Tulsa	CUSA West
2006	Arkansas	SEC West

BOWLS COACHED IN

Year	School	Bowl
2015	Auburn	Birmingham
2015	Auburn	Outback
2014	Auburn	BCS National Championship
2011	Auburn	Chick-fil-A
2011	Auburn	BCS National Championship
2010	Auburn	Outback
2009	Tulsa	GMAC
2008	Tulsa	GMAC
2007	Arkansas	Capital One

MALZAHN'S HEAD COACHING RECORD

YEAR	SCHOOL	REC.	CONF.	NOTES
2012	Arkansas State	9-3	7-1	Sun Belt Champion
2013	Auburn	12-2	7-1	SEC Champion/BCS Champ. Game
2014	Auburn	8-5	4-4	
2015	Auburn	7-6	2-6	Birmingham Bowl Champion
2016	Auburn	2-2	1-1	
TOTAL	(5 years)	38-18 (.679)	21-13 (.618)	



JORDAN-HARE STADIUM » 87,451

Jordan-Hare Stadium is Auburn's showcase football stadium, which seats 87,451, with 70 luxury suites located between the lower level and upper deck on the east side and college football's largest videoboard - debuted in 2015 - spanning the south end.

Pat Dye Field at Jordan-Hare Stadium is the nation's 11th-largest on-campus stadium with a capacity of 87,451. It is the seventh-largest in the SEC.

The Tigers have won 78.6 percent of their games in Jordan-Hare Stadium since its 1939 dedication and hold an overall record of 307-81-7 there.

The 2014 season was the 75th anniversary of Jordan-Hare Stadium.

The stadium was dedicated Nov. 30, 1939, with 7,500 seats. Ten years later, 14,000 more seats were added, and the stadium was named Cliff Hare Stadium (after a member of Auburn's first football team and eventual dean of the School of Chemistry), although only 12 home games were played there over that 10-year span.

Additional seats were added in 1955, 1960 and 1970. The West upper deck was completed in 1980; the East upper deck and suites were finished for the 1987 season.

The facility was renamed Jordan-Hare Stadium in 1973, recognizing Hall of Fame coach Ralph "Shug" Jordan. The turf at Jordan-Hare Stadium was officially named after Pat Dye, Auburn's Hall of Fame coach and athletics director, prior to the 2005 Iron Bowl.

The Tigers posted a 99-39-4 record in 12 seasons under Dye from 1981-92, and won four SEC championships. Auburn's home games are now played at Pat Dye Field at Jordan-Hare Stadium.

On game days, Auburn's Pat Dye Field at Jordan-Hare Stadium becomes the sixth-largest city in the state of Alabama as Auburn has averaged at least 80,000 fans per game for the last 21 seasons.

Since Jordan-Hare Stadium expanded to its current capacity prior to the 2004 season, the Tigers have tallied 46 sell-out games.

JHS QUICK FACTS

ATTENDANCE AVERAGE

1993	81,062
1994	81,287
1995	81,181
1996	82,468
1997	83,545
1998	81,105
1999	80,905
2000	82,435
2001	85,448
2002	82,943
2003	85,203
2004	83,085
2005	84,161
2006	85,063
2007	84,689
2008	86,915
2009	84,614
2010	86,087
2011	85,792
2012	82,646
2013	85,656
2014	87,451
2015	87,451
2016	87,226

ALL-TIME WINNING PERCENTAGE BY STADIUM

Year	Record	Winning Pct.
1. Baylor : McLane Stadium (2014)	13-2	.867
3. Georgia Southern: Paulson Stadium (1984)	188-34	.847
2. Marshall: Joan C. Edwards Stadium (1991)	149-28	.842
4. Boise State: Albertsons Stadium (1970)	249-53	.825
5. Alabama: Bryant-Denny Stadium (1929)	247-53-3	.820
6. Oklahoma: Gaylord Family-Okla. Memorial (1923)	381-85-15	.808
7. Penn State: Beaver Stadium (1960)	273-72	.791
8. Auburn: Jordan-Hare Stadium (1939)	307-81-7	.786
9. Ohio State: Ohio Stadium (1922)	425-111-20	.782
10. Tennessee: Neyland Stadium (1921)	457-123-17	.780

LARGEST ON-CAMPUS STADIUMS

1. Michigan Stadium (Michigan)	107,601
2. Beaver Stadium (Penn State)	106,572
3. Ohio Stadium (Ohio State)	104,944
4. Kyle Field (Texas A&M)	102,733
5. Neyland Stadium (Tennessee)	102,455
6. Tiger Stadium (LSU)	102,321
7. Bryant-Denny Stadium (Alabama)	101,821
8. Darrell K. Royal-Texas Memorial Stadium (Texas)	100,119
9. Sanford Stadium (Georgia)	92,746
10. Ben Hill Griffin Stadium (Florida)	88,548
11. Jordan-Hare Stadium (Auburn)	87,451
12. Memorial (Nebraska)	86,047
13. Gaylord Family Oklahoma Memorial Stadium (Oklahoma)	83,489
14. Memorial (Clemson)	81,500
15. Bobby Bowden Field at Doak Campbell Stadium (Florida State)	79,560

2016 STATISTICS

RECORD	OVERALL	HOME	AWAY	NEUTRAL
ALL GAMES	2-2-0	2-2-0	0-0-0	0-0-0
CONFERENCE	1-1-0	1-1-0	0-0-0	0-0-0
NON-CONFERENCE	1-1-0	1-1-0	0-0-0	0-0-0

DATE	OPPONENT	W/L	SCORE	ATTEND
9/3/2016	#2 Clemson	L	19-13	87,451 (c)
9/10/2016	Arkansas State	W	51-14	86,825
9/17/2016	#17 Texas A&M*	L	29-16	87,175
9/24/2016	#18 LSU*	W	18-13	87,451 (c)

*SEC game

RUSHING	GP	Att	Gain	Loss	Net	Avg	TD	Long	Avg/G
Kerryon Johnson	4	78	380	9	371	4.8	4	47	92.8
Kamryn Pettway	4	52	337	1	336	6.5	1	64	84.0
John Franklin III	4	14	138	17	121	8.6	0	41	30.2
Sean White	4	28	115	68	47	1.7	0	20	11.8
Malik Miller	2	7	26	2	24	3.4	0	12	12.0
Daniel Carlson	4	1	20	0	20	20.0	1	20	5.0
Kam Martin	3	4	15	0	15	3.8	0	7	5.0
Stanton Truitt	4	6	17	5	12	2.0	0	8	3.0
Chandler Cox	4	5	7	1	6	1.2	0	3	1.5
Ryan Davis	4	2	8	2	6	3.0	0	8	1.5
Eli Stove	3	1	0	0	0	0.0	0	0	0.0
Jason Smith	4	1	0	0	0	0.0	0	0	0.0
TEAM	2	1	0	1	-1	-1.0	0	0	-0.5
Jeremy Johnson	1	6	5	23	-18	-3.0	0	3	-18.0
Total	4	206	1068	129	939	4.6	6	64	234.8
Opponents	4	148	761	93	668	4.5	4	89	167.0

PASSING	G	Effic	Cmp-Att-Int	Pct	Yds	TD	Lng	Avg/G
Sean White	4	138.55	64-97-1	66.0	744	3	43	186.0
John Franklin III	4	87.29	5-9-0	55.6	34	0	11	8.5
Jeremy Johnson	1	86.53	4-6-1	66.7	38	0	18	38.0
TEAM	2	0.00	0-2-0	0.0	0	0	0	0.0
Total	4	129.34	73-114-2	64.0	816	3	43	204.0
Opponents	4	117.73	73-131-1	55.7	873	3	68	218.2

RECEIVING	G	No.	Yds	Avg	TD	Long	Avg/G
Tony Stevens	4	17	235	13.8	2	25	58.8
Marcus Davis	4	13	100	7.7	0	21	25.0
Ryan Davis	4	12	84	7.0	0	15	21.0
Will Hastings	4	8	72	9.0	1	29	18.0
Kerryon Johnson	4	8	70	8.8	0	36	17.5
Kyle Davis	4	5	120	24.0	0	43	30.0
Darius Slayton	4	4	91	22.8	0	36	22.8
Stanton Truitt	4	3	20	6.7	0	9	5.0
Kam Martin	3	1	10	10.0	0	10	3.3
Nate Craig-Myers	4	1	9	9.0	0	9	2.2
Kamryn Pettway	4	1	5	5.0	0	5	1.2
Total	4	73	816	11.2	3	43	204.0
Opponents	4	73	873	12.0	3	68	218.2

TEAM STATISTICS	AUBURN	OPP
SCORING	98	75
Points Per Game	24.5	18.8
Points Off Turnovers	0	6
FIRST DOWNS	93	66
Rushing	47	28
Passing	37	32
Penalty	9	6
RUSHING YARDAGE	939	668
Yards gained rushing	1068	761
Yards lost rushing	129	93
Rushing Attempts	206	148
Average Per Rush	4.6	4.5
Average Per Game	234.8	167.0
TDs Rushing	6	4
PASSING YARDAGE	816	873
Comp-Att-Int	73-114-2	73-131-1
Average Per Pass	7.2	6.7
Average Per Catch	11.2	12.0
Average Per Game	204.0	218.2
TDs Passing	3	3
TOTAL OFFENSE	1755	1541
Total Plays	320	279
Average Per Play	5.5	5.5
Average Per Game	438.8	385.2
KICK RETURNS: #-Yards	8-148	2-41
PUNT RETURNS: #-Yards	2-14	0-0
INT RETURNS: #-Yards	1-0	2-0
KICK RETURN AVERAGE	18.5	20.5
PUNT RETURN AVERAGE	7.0	0.0
INT RETURN AVERAGE	0.0	0.0
FUMBLES-LOST	6-4	4-2
PENALTIES-Yards	24-156	30-246
Average Per Game	39.0	61.5
PUNTS-Yards	17-677	22-890
Average Per Punt	39.8	40.5
Net punt average	38.6	38.0
KICKOFFS-Yards	22-1430	20-1245
Average Per Kick	65.0	62.2
Net kick average	40.4	42.3
TIME OF POSSESSION/Game	32:07	27:53
3RD-DOWN Conversions	28/68	17/61
3rd-Down Pct	41%	28%
4TH-DOWN Conversions	4/10	4/8
4th-Down Pct	40%	50%
SACKS BY-Yards	9-53	12-91
MISC YARDS	0	0
TOUCHDOWNS SCORED	9	7
FIELD GOALS-ATTEMPTS	12-12	9-11
ON-SIDE KICKS	0-1	0-0
RED-ZONE SCORES	(17-22) 77%	(13-17) 76%
RED-ZONE TOUCHDOWNS	(7-22) 32%	(6-17) 35%
PAT-ATTEMPTS	(8-8) 100%	(6-7) 86%
ATTENDANCE	348902	0
Games/Avg Per Game	4/87226	0/0
Neutral Site Games		0/0

SCORE BY QUARTERS	1st	2nd	3rd	4th	Total
Auburn	24	36	13	25	98
Opponents	17	23	19	16	75

PUNT RETURNS	No.	Yds	Avg	TD	Long
Marcus Davis	2	14	7.0	0	8
Total	2	14	7.0	0	8
Opponents	0	0	0.0	0	0

2016 STATISTICS

INTERCEPTIONS.....	No.	Yds	Avg	TD	Long
Joshua Holsey.....	1	0	0.0	0	0
Total.....	1	0	0.0	0	0
Opponents.....	2	0	0.0	0	0

KICK RETURNS.....	No.	Yds	Avg	TD	Long
Johnathan Ford.....	5	80	16.0	0	25
Kerryon Johnson.....	3	68	22.7	0	34
Total.....	8	148	18.5	0	34
Opponents.....	2	41	20.5	0	25

FUMBLE RETURNS.....	No.	Yds	Avg	TD	Long
Total.....	0	0	0.0	0	0
Opponents.....	0	0	0.0	0	0

FIELD GOAL RETURNS.....	No.	Yds	Avg	TD	Long
Total.....	0	0	0.0	0	--
Opponents.....	0	0	0.0	1	0

		----- PATs -----							
SCORING.....	TD	FGs	Kick	Rush	Rcv	Pass	DXP	Saf	Points
Daniel Carlson.....	1	12-12	8-8	0-0	0	0-0	0	0	50
Kerryon Johnson.....	4	0-0	0-0	0-0	0	0-0	0	0	24
Tony Stevens.....	2	0-0	0-0	0-0	0	0-0	0	0	12
Will Hastings.....	1	0-0	0-0	0-0	0	0-0	0	0	6
Kamryn Pettway.....	1	0-0	0-0	0-0	0	0-0	0	0	6
John Franklin III.....	0	0-0	0-0	0-0	0	0-1	0	0	0
Total.....	9	12-12	8-8	0-0	0	0-1	0	0	98
Opponents.....	7	9-11	6-7	0-0	0	0-0	0	0	75

TOTAL OFFENSE.....	G	Plays	Rush	Pass	Total	Avg/G
Sean White.....	4	125	47	744	791	197.8
Kerryon Johnson.....	4	78	371	0	371	92.8
Kamryn Pettway.....	4	52	336	0	336	84.0
John Franklin III.....	4	23	121	34	155	38.8
Malik Miller.....	2	7	24	0	24	12.0
Jeremy Johnson.....	1	12	-18	38	20	20.0
Daniel Carlson.....	4	1	20	0	20	5.0
Kam Martin.....	3	4	15	0	15	5.0
Stanton Truitt.....	4	6	12	0	12	3.0
Ryan Davis.....	4	2	6	0	6	1.5
Chandler Cox.....	4	5	6	0	6	1.5
TEAM.....	2	3	-1	0	-1	-0.5
Total.....	4	320	939	816	1755	438.8
Opponents.....	4	279	668	873	1541	385.2

FIELD GOALS.....	FGM-FGA	Pct	01-19	20-29	30-39	40-49	50-99	Lg	Blk
Daniel Carlson.....	12-12	100.0	1-1	3-3	5-5	1-1	2-2	53	0

FG SEQUENCE	Auburn	OPPONENTS
Clemson.....	(53),(32)	(30),(40)
Arkansas State.....	(18),(37),(42)	41
Texas A&M.....	(37)	(46),(35),(31),(25),(26)
LSU.....	(51),(29),(29),(31),(37),(29)	51,(29),(25)

Numbers in (parentheses) indicate field goal was made.

PUNTING.....	No.	Yds	Avg	Long	TB	FC	l20	50+	Blkd
Kevin Phillips.....	15	622	41.5	68	1	12	3	2	0
Ian Shannon.....	2	55	27.5	33	0	1	1	0	0
Total.....	17	677	39.8	68	1	13	4	2	0
Opponents.....	22	890	40.5	59	2	11	5	4	0

KICKOFFS.....	No.	Yds	Avg	TB	OB	Retn	Net	YdLn
Daniel Carlson.....	19	1235	65.0	18	0			
Ian Shannon.....	3	195	65.0	2	0			
Total.....	22	1430	65.0	20	0	41	40.4	24
Opponents.....	20	1245	62.2	10	2	148	42.3	22

ALL PURPOSE.....	G	Rush	Rec	PR	KOR	IR	Tot	Avg/G
Kerryon Johnson.....	4	371	70	0	68	0	509	127.2
Kamryn Pettway.....	4	336	5	0	0	0	341	85.2
Tony Stevens.....	4	0	235	0	0	0	235	58.8
John Franklin III.....	4	121	0	0	0	0	121	30.2
Kyle Davis.....	4	0	120	0	0	0	120	30.0
Marcus Davis.....	4	0	100	14	0	0	114	28.5
Darius Slayton.....	4	0	91	0	0	0	91	22.8
Ryan Davis.....	4	6	84	0	0	0	90	22.5
Johnathan Ford.....	4	0	0	0	80	0	80	20.0
Will Hastings.....	4	0	72	0	0	0	72	18.0
Sean White.....	4	47	0	0	0	0	47	11.8
Stanton Truitt.....	4	12	20	0	0	0	32	8.0
Kam Martin.....	3	15	10	0	0	0	25	8.3
Malik Miller.....	2	24	0	0	0	0	24	12.0
Daniel Carlson.....	4	20	0	0	0	0	20	5.0
Nate Craig-Myers.....	4	0	9	0	0	0	9	2.2
Chandler Cox.....	4	6	0	0	0	0	6	1.5
TEAM.....	2	-1	0	0	0	0	-1	-0.5
Jeremy Johnson.....	1	-18	0	0	0	0	-18	-18.0
Total.....	4	939	816	14	148	0	1917	479.2
Opponents.....	4	668	873	0	41	0	1582	395.5

2016 DEFENSIVE STATISTICS

DEFENSIVE LEADERS	GP	Tackles			TFL/Yds	No-Yards	Pass Def			Fumbles		Blkd Kick	Saf
		Solo	Ast	Total			Int-Yds	BrUp	QBH	Rcv-Yds	FF		
23 Johnathan Ford	4-4	17	11	28	3.5-15	.	.	2	1
28 Tray Matthews	4-4	18	7	25	0.5-0	.	.	2
30 Tre' Williams	4-1	10	9	19	1.5-4	1.0-3	.	.	3
49 Darrell Williams	4-4	10	9	19	0.5-1	.	.	.	2	.	1	.	.
6 Carlton Davis	4-4	16	1	17	1.0-5	.	.	3
57 Deshaun Davis	4-4	7	9	16	1.0-2	4	.	2	3
19 Nick Ruffin	4-1	10	5	15	1.0-4	.	.	2	1
15 Joshua Holsey	4-3	14	.	14	.	.	1-0	2
1 Montravius Adams	4-4	8	5	13	3.0-18	1.5-11	.	.	6
3 Marlon Davidson	4-4	5	5	10	2.0-8	1.5-8	.	.	1
55 Carl Lawson	4-4	4	5	9	3.0-24	3.0-24	.	.	8
95 Dontavius Russell	4-4	4	5	9	3
14 Stephen Roberts	3-2	5	3	8	0.5-1	.	.	.	1
31 Javaris Davis	4-1	7	1	8	.	.	.	2
79 Andrew Williams	4-0	3	1	4	1.5-5	1.5-5	.	.	1
94 Devaroe Lawrence	3-0	2	2	4	1.0-1
48 Montavious Atkinson	4-0	3	1	4	1.5-2
10 Paul James	3-0	3	.	3	1.0-6	.	.	1	1
5 Derrick Brown	4-0	1	1	2	0.5-2	0.5-2	.	.	.	1-0	.	.	.
4 Jeff Holland	4-0	2	.	2	2	1-0	.	.	.
17 TJ Neal	3-0	2	.	2
9 Byron Cowart	4-0	1	1	2	1	.	.
90 Maurice Swain	4-0	1	1	2	1
22 John Broussard	2-0	.	1	1
1B Markell Boston	4-0	1	.	1
25 Austin Dupper	1-0	1	.	1
13 TJ Davis	4-0	.	1	1
24 Daniel Thomas	2-0	1
26 Marshall Taylor	3-0	1
Total	4-0	155	84	239	23-98	9-53	1-0	18	34	2-0	2	.	.
Opponents	4-0	206	112	318	36.0-142	12-91	2-0	12	19	4-0	5	.	.

SPECIAL TEAMS TACKLES

SPECIAL TEAMS	Tackles		
	Total	KO	Punt
Tray Matthews	1	1	0
Austin Dupper	1	1	0
Darrell Williams	1	1	0
TOTALS	3	3	0

2016 SCORING DRIVES

Plays	Yards	TOP	Qtr	Scoring Play
CLEMSON				
12	44	4:51	2	Daniel Carlson 53 yd field goal
7	35	2:57	4	Daniel Carlson 32 yd field goal
4	36	1:22	4	Kerryon Johnson 9 yd run (Carlson kick)
Total	23	115	9:10	(3 scoring drives)
Avg.	7.6	38.3	3:03	(Season: 3 scoring drives, 23 plays, 115 yds)

Plays	Yards	TOP	Qtr	Scoring Play
ARKANSAS STATE				
4	66	0:50	1	Kerryon Johnson 47 yd run (Carlson kick)
6	65	1:49	1	Kerryon Johnson 1 yd run (Carlson kick)
9	53	2:16	2	Tony Stevens 24 yd pass from White (Carlson kick)
10	72	4:26	2	Daniel Carlson 20 yd run (Carlson kick)
9	80	3:15	2	Will Hastings 29 yd pass from White (Carlson kick)
6	65	0:20	2	Daniel Carlson 18 yd field goal
6	60	3:31	2	Daniel Carlson 37 yd field goal
10	82	4:35	3	Tony Stevens 8 yd pass from White (Carlson kick)
7	51	4:05	4	Daniel Carlson 42 yd field goal
Total	67	594	25:07	(9 scoring drives)
Avg.	7.4	66.0	2:47	(Season: 12 scoring drives, 90 plays, 709 yds)

Plays	Yards	TOP	Qtr	Scoring Play
TEXAS A&M				
9	80	2:26	1	Kamryn Pettway 1 yd run (Carlson kick)
8	55	1:52	2	Daniel Carlson 37 yd field goal
11	66	3:41	4	Kerryon Johnson 2 yd run (Carlson kick)
Total	28	201	7:59	(3 scoring drives)
Avg.	9.3	67.0	2:40	(Season: 15 scoring drives, 118 plays, 910 yds)

Plays	Yards	TOP	Qtr	Scoring Play
LSU				
7	17	2:17	1	Daniel Carlson 51 yd field goal
15	67	5:21	2	Daniel Carlson 29 yd field goal
8	54	3:03	2	Daniel Carlson 29 yd field goal
10	72	3:09	3	Daniel Carlson 31 yd field goal
10	55	4:56	4	Daniel Carlson 37 yd field goal
11	51	6:05	4	Daniel Carlson 29 yd field goal
Total	60	316	24:51	(6 scoring drives)
Avg.	10.0	52.7	4:08	(Season: 21 scoring drives, 178 plays, 1226 yds)

Average Scoring Drive: Plays: 8.5 • Yards: 58.4 • Time: 3:11

MISCELLANEOUS STATISTICS

Average Time of Possession (by Quarter)

	1	2	3	4	Total
AUBURN	7:18	7:32	8:52	8:23	32:07
Opponents	7:41	7:27	6:07	6:36	27:53

Third Down Conversions (by Quarter)

	1	2	3	4	OT	Total
AUBURN	9-16	6-16	6-19	7-17	0-0	28-68
Pct.	56.2%	37.5%	31.6%	42.1%	0.0%	41.2%
Opponents	6-17	1-12	2-15	8-17	0-0	17-61
Pct.	35.3%	8.3%	13.3%	47.1%	0.0%	27.9%

Third Down Conversions (by Yardage)

	Yards to go	1-3	4-6	7-9	10+	Total
AUBURN	13-22	10-17	2-8	3-21	28-68	
Pct.	66.7%	50.0%	28.6%	17.6%	41.2%	
Opponents	8-17	4-12	2-17	3-15	17-61	
Pct.	47.1%	33.3%	11.7%	20.0%	27.9%	

Red Zone

AU Scores/Times in Red Zone: 17/22 (77.3)
 AU TDs/Times in Red Zone: 7/22 (31.8)
 Scores (17): 7 TD, 10 FG
 Non-Scores (5): 0 FGA, 1 Fumble, 1 INT, 2 Downs, 1 Half
 Opp. Scores/Times in Red Zone: 13/17 (76.5)
 Opp. TDs/Times in Red Zone: 6/17 (35.3)
 Scores (13): 6 TD, 7 FG
 Non-Scores (4): 1 Downs, 2 FGA, 0 INT, 0 Fumble, 1 Half

Turnovers

Takeaways – 3, Giveaways – 6
 Difference – (-3)
 Points Off TOs – AU 0, Opp. 6
 Points Off TOs/Game – AU 0.0, Opp. 1.5

Kickoffs

Kickoffs – 22 for 1430 yards (65.0 avg.)
 Carlson – 19 KO, 18 TB, 0 OB, 1 Ret / Shannon – 3 KO, 2 TB, 1 OB, 1 Ret
 Touchbacks – 20
 Out of Bounds – 0
 On-side kicks – 0-for-1
 Opp. Returns – 2 for 41 yards (20.5 avg.)

2016 GAME-BY-GAME TEAM STATISTICS

Game	Score	First Downs		Rushing	Passing			Total Off.	Punts	Fum.	Penalties	3rd	Time of
		Tot	Ru-Pa-Pe	No-Yds-TD	C-A-I	Yds	TD	Pl-Yds	No-Avg	F-L	No-Yds	Downs	Poss
Clemson (#2)	19	19	7-9-3	44-151-1	19-34-1	248	1	78-399	4-41.5	1-1	6-55	6-17	30:29
at Auburn	13	17	6-8-3	41-87-1	15-30-2	175	0	71-262	5-44.4	1-1	9-60	3-17	29:31
Arkansas State	51	32	20-10-2	62-462-3	17-23-0	244	3	85-706	0-0.0	2-1	5-40	11-15	35:42
at Auburn	14	14	4-9-1	35-66-2	19-30-0	260	0	65-326	6-40.8	0-0	10-71	5-16	24:18
Texas A&M (#17)	29	19	9-9-1	37-231-1	20-40-0	247	1	77-478	7-42.0	2-0	9-70	2-15	28:56
at Auburn	16	26	14-9-3	54-236-2	22-35-0	163	0	89-399	9-37.2	1-1	6-28	6-17	31:04
LSU (#18)	13	14	8-5-1	32-220-0	15-27-0	118	1	59-338	5-37.0	1-1	5-50	4-13	27:49
at Auburn	18	18	7-10-1	49-154-0	19-26-0	234	0	75-388	3-40.0	2-1	4-28	8-19	32:11
ULM													
at Auburn													
Auburn													
at Mississippi St.													
Arkansas													
at Auburn													
Auburn													
at Ole Miss													
Vanderbilt													
at Auburn													
Auburn													
at Georgia													
Alabama A&M													
at Auburn													
Auburn													
at Alabama													

STARTING LINEUPS

OFFENSE	QB	RB	HB/WR	WR	WR	WR	LT	LG	C	RG	RT
Clemson (#2)	S. White	S. Truitt	C. Cox (HB)	M. Davis	R. Davis	D. Slayton	A. Golson	A. Kozan	X. Dampier	B. Smith	R. Leff
Arkansas State	S. White	K. Johnson	T. Stevens (WR)	M. Davis	R. Davis	D. Slayton	A. Golson	A. Kozan	X. Dampier	B. Smith	R. Leff
Texas A&M (#17)	S. White	K. Pettway	C. Cox (HB)	J. Smith	T. Stevens	D. Slayton	A. Golson	A. Kozan	X. Dampier	B. Smith	R. Leff
LSU (#18)	S. White	K. Johnson	C. Cox (HB)	R. Davis	T. Stevens	D. Slayton	A. Golson	A. Kozan	X. Dampier	B. Smith	R. Leff
ULM											
at Mississippi St.											
Arkansas											
at Ole Miss											
Vanderbilt											
at Georgia											
Alabama A&M											
at Alabama											

DEFENSE	BUCK	DT	DT	DE	MLB	SLB	WLB/Nickel	CB	CB	SAF	SAF
Clemson (#2)	C. Lawson	D. Russell	M. Adams	M. Davidson	D. Davis	D. Williams	R. Ford (NICK)	J. Davis	C. Davis	N. Ruffin	T. Matthews
Arkansas State	C. Lawson	D. Russell	M. Adams	M. Davidson	D. Davis	D. Williams	R. Ford (NICK)	J. Holsey	C. Davis	S. Roberts	T. Matthews
Texas A&M (#17)	C. Lawson	D. Russell	M. Adams	M. Davidson	D. Davis	D. Williams	R. Ford (NICK)	J. Holsey	C. Davis	S. Roberts	T. Matthews
LSU (#18)	C. Lawson	D. Russell	M. Adams	M. Davidson	D. Davis	D. Williams	T. Williams (WLB)	J. Holsey	C. Davis	R. Ford	T. Matthews
ULM											
at Mississippi St.											
Arkansas											
at Ole Miss											
Vanderbilt											
at Georgia											
Alabama A&M											
at Alabama											

2016 GAME-BY-GAME INDIVIDUAL STATISTICS

Passing

C-A-Yds-Int, TD	#13 White	#6 Johnson	#5 Franklin
Clemson (#2)	10-21-140-1, 0	4-6-38-1, 0	1-1-(-3)-0, 0
Arkansas St.	17-23-244-0, 3	DNP	---
Texas A&M (#17)	18-27-126-0, 0	DNP	4-8-37-0, 0
LSU (#18)	19-26-234-0, 0	DNP	---
ULM			
at Mississippi St.			
Arkansas			
at Ole Miss			
Vanderbilt			
at Georgia			
Alabama A&M			
at Alabama			

Field Goals

Made, (Missed)	#38 Carlson
Clemson (#2)	53, 32
Arkansas St.	18, 37, 42
Texas A&M (#17)	37
LSU (#18)	51, 29, 29, 31, 37, 29
ULM	
at Mississippi St.	
Arkansas	
at Ole Miss	
Vanderbilt	
at Georgia	
Alabama A&M	
at Alabama	

Punting

No.-Avg, In 20	#91 Phillips	#43 Shannon
Clemson (#2)	5-44.4, 1	DNP
Arkansas St.	DNP	--
Texas A&M (#17)	7-40.0, 1	2-27.5, 1
LSU (#18)	3-40.0, 1	DNP
ULM		
at Mississippi St.		
Arkansas		
at Ole Miss		
Vanderbilt		
at Georgia		
Alabama A&M		
at Alabama		

Rushing

No.-Yds, TD	#21 Johnson	#27 Cox	#10 Truitt	#36 Pettway	#9 Martin	#6 Johnson	#13 White	#5 Franklin	#32 Miller	#83 Davis	#4 Smith	#12 Stove
Clemson (#2)	23-94, 1	4-6	4-7	---	DNP	6-(-18)	4-(-2)	---	DNP	---	---	DNP
Arkansas St.	18-124, 2	1-0	---	15-152	4-15	DNP	10-60	4-70	7-24	1-(-2)	---	---
Texas A&M (#17)	15-64, 1	---	---	20-123, 1	---	DNP	8-(-2)	9-47	DNP	1-8	1-0	---
LSU (#18)	22-93	---	2-5	17-61	---	DNP	6-(-9)	1-4	---	---	---	1-0
ULM												
at Mississippi St.												
Arkansas												
at Ole Miss												
Vanderbilt												
at Georgia												
Alabama A&M												
at Alabama												

Receiving

No.-Yds, TD	#80 M. Davis	#33 W. Hastings	#10 S. Truitt	#83 R. Davis	#11 K. Davis	#8 T. Stevens	#21 K. Johnson	#3 N. Craig-Myers
Clemson (#2)	5-56	3-29	2-17	2-17	1-43	1-16	1-(-3)	---
Arkansas St.	2-4	2-34, 1	1-3	---	1-42	4-75, 2	1-7	1-9
Texas A&M (#17)	3-23	3-9	---	5-36	1-11	8-86	2-(-2)	---
LSU (#18)	3-17	---	---	5-31	2-24	4-58	4-68	---
ULM								
at Mississippi St.								
Arkansas								
at Ole Miss								
Vanderbilt								
at Georgia								
Alabama A&M								
at Alabama								

No.-Yds, TD	#4 J. Smith	#12 E. Stove	#81 D. Slayton	#85 J. Harris	#9 K. Martin	#36 K. Pettway
Clemson (#2)	---	DNP	---	---	DNP	---
Arkansas St.	---	---	3-55	---	1-10	1-5
Texas A&M	---	---	---	---	---	---
LSU (#18)	---	---	1-36	---	---	---
ULM						
at Mississippi St.						
Arkansas						
at Ole Miss						
Vanderbilt						
at Georgia						
Alabama A&M						
at Alabama						

2016 GAME-BY-GAME INDIVIDUAL STATISTICS

Defensive Linemen

Solo+Ast=Total	#1 M. Adams	#3 M. Davidson	#4 J. Holland	#9 B. Cowart	#10 P. James	#55 C. Lawson	#94 D. Lawrence	#95 D. Russell
Clemson (#2)	3+2=5	1+0=1	2+0=2	0+1=1	---	0+3=3	1+1=2	2+2=4
Arkansas State	1+0=1	2+1=3	---	---	1+0=1	1+0=1	DNP	---
Texas A&M (#17)	1+0=1	2+2=4	---	1+0=1	2+0=2	0+1=1	0+1=1	2+2=4
LSU (#18)	3+3=6	0+2=2	---	---	DNP	3+1=4	1+0=1	0+1=1

ULM
at Mississippi State
Arkansas
at Ole Miss
Vanderbilt
at Georgia
Alabama A&M
at Alabama

Solo+Ast=Total	#5 D. Brown	#90 M. Swain	#79 A. Williams
----------------	-------------	--------------	-----------------

Clemson (#2)	---	---	---
Arkansas State	1+1=2	0+1=1	2+1=3
Texas A&M (#17)	---	1+0=1	---
LSU (#18)	---	---	1+0=1

ULM
at Mississippi State
Arkansas
at Ole Miss
Vanderbilt
at Georgia
Alabama A&M
at Alabama

Linebackers

Solo+Ast=Total	#30 T. Williams	#49 D. Williams	#57 D. Davis	#48 M. Atkinson	#17 T.J. Neal	#42 T. Threatt
Clemson (#2)	4+0=4	3+3=6	2+3=5	---	---	---
Arkansas State	3+5=8	3+3=6	1+2=3	2+1=3	DNP	---
Texas A&M (#17)	3+3=6	2+1=3	3+3=6	1+0=1	---	---
LSU (#18)	0+1=1	2+2=4	1+1=2	---	2+0=2	---

ULM
at Mississippi State
Arkansas
at Ole Miss
Vanderbilt
at Georgia
Alabama A&M
at Alabama

Defensive Backs

Solo+Ast=Total	#6 C. Davis	#11 M. Boston	#15 J. Holsey	#19 N. Ruffin	#23 R. Ford	#28 T. Matthews	#31 J. Davis	#14 S. Roberts
Clemson (#2)	5+1=6	---	3+0=3	7+3=10	4+2=6	8+1=9	4+0=4	DNP
Arkansas State	4+0=4	1+0=1	---	1+1=2	5+5=10	2+3=5	1+1=2	2+1=3
Texas A&M (#17)	4+0=4	---	5+0=5	1+0=1	4+1=5	2+0=2	2+0=2	3+2=5
LSU (#18)	3+0=3	---	6+0=6	1+1=2	4+3=7	6+3=9	---	---

ULM
at Mississippi State
Arkansas
at Ole Miss
Vanderbilt
at Georgia
Alabama A&M
at Alabama

Solo+Ast=Total	#22 J. Broussard	#13 T. Davis	#26 M. Taylor	#24 D. Thomas
----------------	------------------	--------------	---------------	---------------

Clemson (#2)	---	---	DNP	DNP
Arkansas State	0+1=1	0+1=1	---	---
Texas A&M (#17)	DNP	---	---	---

ULM
at Mississippi State
Arkansas
at Ole Miss
Vanderbilt
at Georgia
Alabama A&M
at Alabama

2016 SUPERLATIVES

Auburn Team Superlatives

Rushes	62	vs Arkansas State (Sep 10, 2016)
Yards Rushing	462	vs Arkansas State (Sep 10, 2016)
Yards Per Rush	7.5	vs Arkansas State (Sep 10, 2016)
TD Rushes	3	vs Arkansas State (Sep 10, 2016)
Pass attempts	35	vs Texas A&M (Sep 17, 2016)
Pass completions	22	vs Texas A&M (Sep 17, 2016)
Yards Passing	244	vs Arkansas State (Sep 10, 2016)
Yards Per Pass	10.6	vs Arkansas State (Sep 10, 2016)
TD Passes	3	vs Arkansas State (Sep 10, 2016)
Total Plays	89	vs Texas A&M (Sep 17, 2016)
Total Offense	706	vs Arkansas State (Sep 10, 2016)
Yards Per Play	8.3	vs Arkansas State (Sep 10, 2016)
Points	51	vs Arkansas State (Sep 10, 2016)
Sacks By	4	vs Arkansas State (Sep 10, 2016)
.....		vs LSU (Sep 24, 2016)
First Downs	32	vs Arkansas State (Sep 10, 2016)
Penalties	9	vs Clemson (Sep 3, 2016)
Penalty Yards	60	vs Clemson (Sep 3, 2016)
Turnovers	3	vs Clemson (Sep 3, 2016)
Interceptions By	1	vs Clemson (Sep 3, 2016)
Punts	9	vs Texas A&M (Sep 17, 2016)
Punting Avg.	44.4	vs Clemson (Sep 3, 2016)
Long Punt	68	vs Clemson (Sep 3, 2016)
Punts inside 20	2	vs Texas A&M (Sep 17, 2016)
Long Punt Return	8	vs Arkansas State (Sep 10, 2016)

Auburn Individual Superlatives

Rushes	23	Kerryon Johnson vs Clemson (Sep 3, 2016)
Yards Rushing	152	Kamryn Pettway vs Arkansas State (Sep 10, 2016)
TD Rushes	2	Kerryon Johnson vs Arkansas State (Sep 10, 2016)
Long Rush	64	Kamryn Pettway vs Arkansas State (Sep 10, 2016)
Pass attempts	27	Sean White vs Texas A&M (Sep 17, 2016)
Pass completions	19	Sean White vs LSU (Sep 24, 2016)
Yards Passing	244	Sean White vs Arkansas State (Sep 10, 2016)
TD Passes	3	Sean White vs Arkansas State (Sep 10, 2016)
Long Pass	43	Sean White vs Clemson (Sep 3, 2016)
Receptions	8	Tony Stevens vs Texas A&M (Sep 17, 2016)
Yards Receiving	86	Tony Stevens vs Texas A&M (Sep 17, 2016)
TD Receptions	2	Tony Stevens vs Arkansas State (Sep 10, 2016)
Long Reception	43	Kyle Davis vs Clemson (Sep 3, 2016)
Field Goals	6	Daniel Carlson vs LSU (Sep 24, 2016)
Long Field Goal	53	Daniel Carlson vs Clemson (Sep 3, 2016)
Punts	7	Kevin Phillips vs Texas A&M (Sep 17, 2016)
Punting Avg.	44.4	Kevin Phillips vs Clemson (Sep 3, 2016)
Long Punt	68	Kevin Phillips vs Clemson (Sep 3, 2016)
Punts inside 20	1	Kevin Phillips vs Clemson (Sep 3, 2016)
.....		Ian Shannon vs Texas A&M (Sep 17, 2016)
.....		Kevin Phillips vs Texas A&M (Sep 17, 2016)
.....		Kevin Phillips vs LSU (Sep 24, 2016)
Long Punt Return	8	Marcus Davis vs Arkansas State (Sep 10, 2016)
Long Kickoff Return	34	Kerryon Johnson vs Texas A&M (Sep 17, 2016)
Tackles	10	Nick Ruffin vs Clemson (Sep 3, 2016)
.....		Johnathan Ford vs Arkansas State (Sep 10, 2016)
Sacks	2.0	Carl Lawson vs LSU (Sep 24, 2016)
Tackles For Loss	2.0	Montravius Adams vs LSU (Sep 24, 2016)
.....		Carl Lawson vs LSU (Sep 24, 2016)
Interceptions	1	Joshua Holsey vs Clemson (Sep 3, 2016)

Opponent Team Superlatives

Rushes	44	vs Clemson (Sep 3, 2016)
Yards Rushing	231	vs Texas A&M (Sep 17, 2016)
Yards Per Rush	6.9	vs LSU (Sep 24, 2016)
TD Rushes	2	vs Arkansas State (Sep 10, 2016)
Pass attempts	40	vs Texas A&M (Sep 17, 2016)
Pass completions	20	vs Texas A&M (Sep 17, 2016)
Yards Passing	260	vs Arkansas State (Sep 10, 2016)
Yards Per Pass	8.7	vs Arkansas State (Sep 10, 2016)
TD Passes	1	vs Clemson (Sep 3, 2016)
.....		vs Texas A&M (Sep 17, 2016)
.....		vs LSU (Sep 24, 2016)
Total Plays	78	vs Clemson (Sep 3, 2016)
Total Offense	478	vs Texas A&M (Sep 17, 2016)
Yards Per Play	6.2	vs Texas A&M (Sep 17, 2016)
Points	29	vs Texas A&M (Sep 17, 2016)
Sacks By	4	vs Clemson (Sep 3, 2016)
.....		vs Texas A&M (Sep 17, 2016)
First Downs	19	vs Clemson (Sep 3, 2016)
.....		vs Texas A&M (Sep 17, 2016)
Penalties	10	vs Arkansas State (Sep 10, 2016)
Penalty Yards	71	vs Arkansas State (Sep 10, 2016)
Turnovers	2	vs Clemson (Sep 3, 2016)
Interceptions By	2	vs Clemson (Sep 3, 2016)
Punts	7	vs Texas A&M (Sep 17, 2016)
Punting Avg.	42.0	vs Texas A&M (Sep 17, 2016)
Long Punt	59	vs Clemson (Sep 3, 2016)
.....		vs Texas A&M (Sep 17, 2016)
Punts inside 20	2	vs Texas A&M (Sep 17, 2016)
.....		vs LSU (Sep 24, 2016)
Long Punt Return	0	

Opponent Individual Superlatives

Rushes	30	Gallman, vs Clemson (Sep 3, 2016)
Yards Rushing	127	T. Williams, vs Texas A&M (Sep 17, 2016)
TD Rushes	2	Chad Voytik, vs Arkansas State (Sep 10, 2016)
Long Rush	89	T. Williams, vs Texas A&M (Sep 17, 2016)
Pass attempts	40	Trevor Knight, vs Texas A&M (Sep 17, 2016)
Pass completions	20	Trevor Knight, vs Texas A&M (Sep 17, 2016)
Yards Passing	248	Watson, vs Clemson (Sep 3, 2016)
TD Passes	1	Watson, vs Clemson (Sep 3, 2016)
.....		Trevor Knight, vs Texas A&M (Sep 17, 2016)
.....		Danny Etling, vs LSU (Sep 24, 2016)
Long Pass	68	Chad Voytik, vs Arkansas State (Sep 10, 2016)
Receptions	9	M. Williams, vs Clemson (Sep 3, 2016)
Yards Receiving	174	M. Williams, vs Clemson (Sep 3, 2016)
TD Receptions	1	Renfrow, vs Clemson (Sep 3, 2016)
.....		Josh Reynolds, vs Texas A&M (Sep 17, 2016)
.....		Foster Moreau, vs LSU (Sep 24, 2016)
Long Reception	68	C. Booker, vs Arkansas State (Sep 10, 2016)
Field Goals	5	Daniel LaCamera, vs Texas A&M (Sep 17, 2016)
Long Field Goal	46	Daniel LaCamera, vs Texas A&M (Sep 17, 2016)
Punts	7	Shane Tripucka, vs Texas A&M (Sep 17, 2016)
Punting Avg.	42.0	Shane Tripucka, vs Texas A&M (Sep 17, 2016)
Long Punt	59	Teasdall, vs Clemson (Sep 3, 2016)
.....		Shane Tripucka, vs Texas A&M (Sep 17, 2016)
Punts inside 20	2	Shane Tripucka, vs Texas A&M (Sep 17, 2016)
.....		Josh Growden, vs LSU (Sep 24, 2016)
Long Punt Return	0	
Long Kickoff Return	25	C Echols-Luper, vs Arkansas State (Sep 10, 2016)
Tackles	13	Jamal Adams, vs LSU (Sep 24, 2016)
.....		Duke Riley, vs LSU (Sep 24, 2016)
Sacks	2.0	Myles Garrett, vs Texas A&M (Sep 17, 2016)
Tackles For Loss	3.0	Joseph, vs Clemson (Sep 3, 2016)
Interceptions	1	Boulware, vs Clemson (Sep 3, 2016)
.....		J. Johnson, vs Clemson (Sep 3, 2016)

2016 PLAYS OF 20+ YARDS

Yards	Type	Player(s)	Opponent	Qtr.
64	Rush	Kamryn Pettway	Arkansas State	2
47*	Rush	Kerryon Johnson	Arkansas State	1
43	Pass	Kyle Davis from Sean White	Clemson	4
42	Pass	Kyle Davis from Sean White	Arkansas State	1
41	Rush	John Franklin III	Arkansas State	4
36	Pass	Kerryon Johnson from Sean White	LSU	2
36	Pass	Darius Slayton from Sean White	LSU	2
34	KR	Kerryon Johnson	Texas A&M	4
33	Rush	Kamryn Pettway	Texas A&M	4
20	Rush	Kamryn Pettway	Arkansas State	3
29*	Pass	Will Hastings from Sean White	Arkansas State	2
27	Pass	Darius Slayton from Sean White	Arkansas State	3
25	KR	Rudy Ford	LSU	1
25	Pass	Tony Stevens from Sean White	Arkansas State	2
24*	Pass	Tony Stevens from Sean White	Arkansas State	2
24	Pass	Tony Stevens from Sean White	LSU	3
23	Pass	Kerryon Johnson from Sean White	LSU	4
21	Pass	Tony Stevens from Sean White	LSU	1
21	KR	Kerryon Johnson	LSU	1
21	Pass	Marcus Davis from Sean White	Clemson	4
21	KR	Rudy Ford	Clemson	4
20	Rush	Kerryon Johnson	Texas A&M	2
20	Rush	Sean White	Arkansas State	2
20	Rush	John Franklin III	Arkansas State	4
20*	Rush	Daniel Carlson	Arkansas State	2

*Touchdown scored on play

PLAY BREAKDOWN

BY PLAY

Kickoff Return	4
Pass	12
Rush	9
Interception Return	0
Punt Return	0
Fumble Return	0
Missed Field Goal Return	0

BY GAME

Clemson (#2)	3
Arkansas State	12
Texas A&M (#17)	3
LSU (#18)	7

BY QUARTER

1st	5
2nd	9
3rd	3
4th	8

RUSHING

Kamryn Pettway	3
John Franklin III	2
Kerryon Johnson	2
Sean White	1

PASSING

Sean White	12
------------------	----

RECEIVING

Tony Stevens	4
Kyle Davis	2
Darius Slayton	2
Kerryon Johnson	2
Will Hastings	1
Marcus Davis	1

KICKOFF RETURN

Johnathan Ford	2
Kerryon Johnson	2

CAREER STATS UPDATE

Scoring

Player	Seasons	TD	FG	PAT	Pts
1. Wes Byrum	2007-10	0	60	183	363
2. John Vaughn	2003-06	0	50	162	312
3. Carnell Williams	2001-04	46	0	0	276
4. Bo Jackson	1982-85	45	0	*2	274
5. Daniel Carlson	2014-current	1	53	105	270

Most Points Kicking

Player	Seasons	FG	PAT	Pts
1. Wes Byrum	2007-10	60	183	363
2. John Vaughn	2003-06	50	162	312
3. Daniel Carlson	2014-current	53	105	264

Field Goals Made

Player	Seasons	Pct	FGA	FGM
1. Wes Byrum	2007-10	.750	80	60
2. Daniel Carlson	2014-current	.841	63	53

Field Goals Attempted

Player	Seasons	FGM	FGA
1. Wes Byrum	2007-10	60	80
2. Damon Duval	1999-02	45	74
3. John Vaughn	2003-06	50	69
Al Del Greco	1980-83	42	69
5. John Riley	1967-69	31	63
Daniel Carlson	2014-current	53	63

Field Goal Percentage (Min. 10 Made)

Player	Seasons	FGM	FGA	Pct
1. Daniel Carlson	2014-current	53	63	.841
2. Scott Etheridge	1992-93	34	43	.791
3. Matt Hawkins	1994-95	26	33	.788
4. Win Lyle	1987-89	45	59	.763
5. Wes Byrum	2007-10	60	80	.750
6. Cody Parkey	2010-13	39	53	.736
7. Jaret Holmes	1996-97	27	37	.730
8. John Vaughn	2003-06	50	69	.725
9. Ed Dyas	1958-60	17	24	.708
10. Gardner Jett	1970-72	23	34	.676
11. Jim Von Wyl	1990-91	32	48	.667
Robert McGinty	1984	12	18	.667

PATs Made

Player	Seasons	Pct	Att	Made
1. Wes Byrum	2007-10	.984	186	183
2. John Vaughn	2003-06	.994	163	162
3. Cody Parkey	2010-13	.986	138	136
4. Damon Duval	1999-02	1.000	125	125
5. Al Del Greco	1980-83	.991	111	110
6. Daniel Carlson	2014-current	1.000	105	105

PATs Attempted

Player	Seasons	Made	Pct	Att
1. Wes Byrum	2007-10	183	.984	186
2. John Vaughn	2003-06	162	.994	163
3. Cody Parkey	2010-13	136	.986	138
4. Damon Duval	1999-02	125	1.000	125
5. Al Del Greco	1980-83	110	.991	111
6. Daniel Carlson	2014-current	105	1.000	105

PAT Percentage (Min. 30 made)

Player	Seasons	Made	Att	Pct
1. Damon Duval	1999-02	125	125	1.000
Daniel Carlson	2014-current	105	105	1.000
Scott Etheridge	1992-93	65	65	1.000
4. John Vaughn	2003-06	162	163	.994
5. Al Del Greco	1980-83	110	111	.991
6. Win Lyle	1987-89	95	96	.990
7. Cody Parkey	2010-13	136	138	.986
8. Wes Byrum	2007-10	183	186	.984
Chris Knapp	1985-86	62	63	.984
10. Neil O'Donoghue	1975-76	32	33	.970
11. Robert McGinty	1984	31	32	.969

Total Tackles (Press Box Stats Era/Since 2004)

Player	Seasons	UA	Assisted	Total
1. Daren Bates	2009-12	176	141	316
2. Neiko Thorpe	2008-11	171	107	279
3. Cassanova McKinzy	2012-15	153	110	263
4. Zac Etheridge	2007-10	153	108	261
5. Craig Stevens	2005-10	139	113	252
6. Will Herring	2002-06	147	103	250
7. Kris Frost	2012-15	131	116	247
8. Johnathan Ford	2013-current	149	95	244

Unassisted Tackles (Press Box Stats Era/Since 2004)

Player	Seasons	Assisted	Total	UA
1. Daren Bates	2009-12	141	316	176
2. Neiko Thorpe	2008-11	107	279	172
3. Jonathon Mincy	2011-14	45	212	167
4. Cassanova McKinzy	2012-15	110	263	153
Zac Etheridge	2007-10	108	261	153
6. Johnathan Ford	2013-current	95	244	149

Assisted Tackles (Press Box Stats Era/Since 2004)

Player	Seasons	UA	Total	Assisted
1. Daren Bates	2009-12	176	316	141
2. Kris Frost	2012-15	131	247	116
3. Craig Stevens	2005-10	139	252	113
4. Josh Bynes	2007-10	129	240	111
5. Cassanova McKinzy	2012-15	153	263	110
6. Zac Etheridge	2007-10	153	261	108
7. Neiko Thorpe	2008-11	172	279	107
8. Will Herring	2002-06	147	250	103
9. Travis Williams	2001-05	123	225	102
10. Junior Rosegreen	2000-04	104	199	95
Johnathan Ford	2013-current	149	244	95

Sept. 3, 2016 • ESPN • Jordan-Hare Stadium (87,451) • Auburn, Ala.

Sept. 10, 2016 • SECN • Jordan-Hare Stadium (86,825) • Auburn, Ala.

#2	CLEMSON	19
	AUBURN	13

ARKANSAS STATE	14
AUBURN	51

GAME 1

Gus Malzahn said his quarterback race was close all August, then showed just how close it was Saturday night. Auburn got things together in the second half, threw into the end zone on the game's two final plays, but Clemson survived for a 19-13 win. Sean White, Jeremy Johnson and John Franklin III, quarterbacks all, took snaps; and running back Kerryon Johnson and even H-back Chandler Cox stepped through the revolving quarterback door as well. They set up Daniel Carlson field goals and a late Kerryon Johnson TD run. It wasn't enough despite a comeback second half. Clemson's high-powered offense did just enough against a tough-minded Auburn defense in front of a sold out Jordan-Hare Stadium on opening night.

No. 2 Clemson came in with all the offensive fanfare, but Carlson's 32-yard field goal with 13:46 remaining cut Clemson lead to 13-6. Auburn then cut it to 19-13 with 3:22 left on a 9-yard Kerryon Johnson touchdown run.

Sean White's final two passes in the end zone were batted away in the final seconds.

A Deshaun Watson pass to Hunter Renfrow, who made a nothing-you-can-do-about-it great catch, made it 19-6 with 9:59 left. Clemson turned Auburn away on a fourth-down pass from the 8, before Johnson's touchdown run minutes later.

Auburn tried to catch Clemson off guard the whole game. Receiver Stanton Truitt got three quick carries. Sean White, Jeremy Johnson and John Franklin III all threw a pass in the first quarter. Kerryon Johnson finally hit the half with 10 rushing yards, but, as a team, Auburn had just one.

The Tigers picked it up in the second half.

Johnson hit his first three passes and led Auburn to its first score, a Carlson 53-yard field goal for a 3-0 lead. It was the sixth time that Carlson had blasted a field goal of at least 50 yards in his career, an Auburn record. Kevin Phillips also had a career-best 68-yard punt in the first half.

Auburn's defensive line held steady early and it took a fourth-down 1-yard run by Wayne Gallman to finally get Clemson a 7-3 lead with 7:34 left in the first quarter.

Auburn's defense turned away another scoring opportunity when

#2 Clemson.....	0	10	3	6	—	19
Auburn.....	0	3	0	10	—	13

AU - Carlson 53 yd field goal, 2nd, 12:58
 CU - Gallman 1 yd run (Huegel kick), 2nd, 7:34
 CU - Huegel 30 yd field goal, 2nd, 0:07
 CU - Huegel 40 yd field goal, 3rd, 10:36
 AU - Carlson 32 yd field goal, 4th, 13:46
 CU - Renfrow 16 yd pass from Watson (kick failed), 4th, 9:59
 AU - K. Johnson 9 yd run (Carlson kick), 4th, 3:22

	CU	AU
First Downs	19	17
Rushes-Yards	44-151	41-87
Passing Yards	248	175
Comp-Att-Int	19-34-1	15-30-2
Total Plays-Yards	78-399	71-262
Punts-Avg.	4-41.5	5-44.4
Fumbles/Lost	1/1	1/1
Penalties-Yards	6-55	9-60
3rd Down Conv.	6-of-17	3-of-17
Time of Possession	30:29	29:31

INDIVIDUAL STATISTICS

RUSHING: (CU) - Gallman 30-123 (TD), Watson 11-21, Choice 3-7. (AU) - K. Johnson 23-94 (TD), Truitt 4-7, Cox 4-6, White 4-2, J. Johnson 6-18.
PASSING: (CU) - Watson 19-34-1-248 (TD). (AU) - White 10-21-1-140, J. Johnson 4-6-1-38, Franklin III 1-1-0-3.
RECEIVING: (CU) - Williams 9-174, Scott 3-30, Renfrow 3-37 (TD), McCloud 2-8, Gallman 1-8, Cain 1-1. (AU) M. Davis 5-56, Hastings 3-29, Truitt 2-17, R. Davis 2-17, K. Davis 1-43, Stevens 1-16, K. Johnson 1-3.

Derrick Brown recovered a fumble caused by Darrell Williams. But Clemson tacked on a Greg Huegel field goal with 0:07 seconds left in the first half for a 10-3 lead.

Clemson scored first in the second half on a 40-yard field goal for a 10-point lead. Auburn was still hanging around, though, despite the fact Clemson has run 49 plays for 255 yards. Auburn had run 26 plays for 38 yards.

Auburn found its offense by mixing White, Johnson and Franklin, driving to the Clemson 5 late in the third quarter. But Johnson was stopped on fourth-and-2.

GAME 2

Auburn's offense is alive and well and, last seen, scoring just about every way possible Saturday night in Jordan-Hare Stadium.

The Tigers blasted Arkansas State 51-14, rebounding from a season-opening loss to No. 2 Clemson when the offense couldn't find its way.

The offense certainly found its way against Arkansas State with old-school rushing, steady passing from Sean White and even a fake field goal that went for a touchdown. Auburn had 706 yards of offense, breaking the 700-yard mark for just the second time in school history.

The defense was steady when it mattered, repeating the solid performance it had in a 19-13 loss to Clemson.

Coach Gus Malzahn, who played three quarterbacks in the opener, turned to White, who directed Auburn's first eight scoring drives. White only came out when his helmet popped off, and for a few direct snaps to Johnson, before John Franklin III took over with Auburn leading by 34.

White capped off his big night when he scrambled to his right before throwing an 8-yard touchdown pass to Tony Stevens to make it 48-14.

Auburn will look to carry that momentum into its Southeastern Conference opener against Texas A&M at 6 p.m. next Saturday in Jordan-Hare.

How did Auburn do it in the first half when it streaked to a commanding 38-7 lead? With White passing, the rushing of Kerryon Johnson and Kamryn Pettway and a fake field goal that turned into touchdown run for kicker Daniel Carlson.

Pettway led Auburn with 152 yards rushing. Johnson had 124 more.

White hit 17-of-23 passes for 244 yards and three touchdowns. He ran for 60 more.

Auburn's first half set the tone with two 100-yard rushers, a one-handed highlight-reel catch by Kyle Davis – “circus catch,” said – and a Johnson 47-yard touchdown run when he started this way, but ran all the way that way to reach the end zone.

Oh, a falling-down White flipped him the ball at the last instant to send Johnson on his way.

There was also a 29-yard touchdown pass to Will Hastings and a 24-

Arkansas St.....	7	0	7	0	—	14
Auburn.....	14	24	10	3	—	51

AU - K. Johnson 47 yd run (Carlson kick), 1st, 6:58
 ASU - Voytik 1 yd run (Houston kick), 1st, 4:27
 AU - K. Johnson 1 yd run (Carlson kick), 1st, 2:38
 AU - Stevens 24 yd pass from White (Carlson kick), 2nd, 14:10
 AU - Carlson 20 yd run (Carlson kick), 2nd, 7:59
 AU - Hastings 29 yd pass from White (Carlson kick), 2nd, 1:49
 AU - Carlson 18 yd field goal, 2nd, 0:00
 AU - Carlson 37 yd field goal, 3rd, 11:26
 ASU - Voytik 5 yd run (Houston kick), 3rd, 5:05
 AU - Stevens 8 yd pass from White (Carlson kick), 3rd, 0:25
 AU - Carlson 42 yd field goal, 4th, 7:12

	ASU	AU
First Downs	14	32
Rushes-Yards	35-66	62-462
Passing Yards	260	244
Comp-Att-Int	19-30-0	17-23-0
Total Plays-Yards	65-326	85-706
Punts-Avg.	6-40.8	0-0-0
Fumbles/Lost	0/0	2/1
Penalties-Yards	10-71	5-40
3rd Down Conv.	5-of-16	11-of-15
Time of Possession	24:18	35:42

INDIVIDUAL STATISTICS
RUSHING: (ASU) - Wand 16-37, Voytik 13-12 (2 TD), Moragne 3-10, Rollins-Davis 1-4, Echols-Luper 2-3. (AU) - Pettway 15-152, K. Johnson 18-124 (2 TD), Franklin III 4-70, White 10-60, Miller 7-24, Carlson 1-20, Martin 4-15, Cox 1-0, R. Davis 1-2.
PASSING: (ASU) - Voytik 15-21-0-215, Hansen 4-9-0-45. (AU) - White 17-23-0-244 (3 TD).
RECEIVING: (ASU) - Booker 6-92, Mack 3-49, Echols-Luper 3-46, Murray 2-42, Paschal 2-2, Wand 1-17, Moragne 1-11, McInnis 1-5. (AU) - Stevens 4-75 (2 TD), Slayton 3-55, Hastings 2-34 (TD), M. Davis 2-4, K. Davis 1-42, Martin 1-10, Craig Myers 1-9, K. Johnson 1-7, Pettway 1-5, Truitt 1-3.

yard touchdown pass to Tony Stevens. Did we save the best for last? Sure we did. Carlson, one of the best kickers in America, scored on 20-yard run when holder Tyler Stovall flipped the ball over this head to Carlson darting to right. Touchdown Auburn. Auburn finished the first half with a whopping 452 yards. Kerryon Johnson had 103 of those rushing. Kamryn Pettway, who didn't get a carry in the opener, had 101 more. White hit 10-of-14 passes for 173 yards and two touchdowns. Auburn converted 7-of-8 third-down tries in the half. Auburn kept it up to start the second half, scoring on a 37-yard Carlson field goal to make it 41-3. Carlson kicked another one midway through the fourth quarter to make it 51-14.

Sept. 17, 2016 • ESPN • Jordan-Hare Stadium (87,175) • Auburn, Ala.

#17	TEXAS A&M	29
	AUBURN	16

GAME 3

Auburn's defense made Texas A&M settle for field goal after field goal. That was enough for the Aggies in Jordan-Hare Stadium on Saturday night.

Texas A&M beat the Tigers 29-16 in the Southeastern Conference opener for both teams, thanks, mostly, to Daniel LaCamera's dead-eye field goal kicking. His five field goals gave the Aggies the edge, enough to counter Kerryon Johnson's 2-yard Auburn touchdown run in the fourth quarter.

The No. 17 Aggies improved to 3-0. Auburn fell to 1-2 with both losses coming to nationally ranked teams. Another one of those, LSU, will visit Jordan-Hare next Saturday.

The Tigers can point to their defense for that one. A&M converted only 2 of its 15 third-down plays and settled for field goals on four of five trips to the red zone.

The first half Saturday was indeed a battle of field goals and defense. LaCamera kicked three field goals, of 46, 35 and 31 yards. Auburn's Daniel Carlson countered with one of 37 yards.

The touchdowns were hard to come by.

"It was an extremely tough loss," said coach Gus Malzahn. "We have to find a way to get better."

Malzahn the turning point was the third quarter, saying his defense played well "and gave the offense opportunities."

But, he said, "we didn't have explosive plays."

"Our whole offense is a work in progress. We were inconsistent, to say the least."

Kamryn Pettway, the workhorse in the first half, scored on a 1-yard run for a 7-0 Auburn lead midway through the first. But a LaCamera field goal and a 5-yard touchdown pass-and-catch from Trevor Knight to Josh Reynolds provided the Aggies with a 10-7 lead with 12:07 left in the second quarter. Two more LaCamera field goals padded the lead. Auburn raced the clock, and made it, at the end of the first half to set up Carlson's field goal to cut the halftime deficit to 16-10.

A&M scored on...what else?... a LaCamera field goal in the third. That trumped Auburn's 35 yards of offense. LaCamera kicked another field

goal in the fourth to make it 22-10. Auburn threatened after that, making to the A&M 12, but was stopped on fourth down with 7:22 left in the game.

The Aggies came right back on an 89-yard touchdown run by Trayveon Williams.

One of the Auburn highlights was the play of Tony Stevens, who had a career-best eight catches for 86 yards.

Pettway rushed for 123 yards. Sean White hit 18-of-27 passes for 126 yards. John Franklin III replaced White in the fourth quarter when Malzahn said he was looking for a spark. Franklin rushed nine times for 47 yards. He was 4-of-8 passing for 27 yards.

SCORING SUMMARY

#17 Texas A&M..	3	13	3	10	—	29
Auburn.....	7	3	0	6	—	16

AU - Pettway 1 yd run (Carlson kick), 1st, 7:11
 TAMU - LaCamera 46 yd field goal, 1st, 1:42
 TAMU - Reynolds 5 yd pass (LaCamera kick), 2nd, 12:07
 TAMU - LaCamera 35 yd field goal, 2nd, 5:38
 TAMU - LaCamera 31 yd field goal, 2nd, 1:52
 AU - Carlson 37 yd field goal, 2nd, 0:00
 TAMU - LaCamera 25 yd field goal, 3rd, 1:03
 TAMU - LaCamera 26 yd field goal, 4th, 10:13
 TAMU - Williams 89 yd run, 4th, 6:52
 AU - K. Johnson 2 yd run, (Franklin pass failed), 4th, 2:59

TEAM STATISTICS

	TAMU	AU
First Downs	19	26
Rushes-Yards	37-231	54-236
Passing Yards	247	163
Comp-Att-Int	20-40-0	22-35-0
Total Plays-Yards	77-478	89-399
Punts-Avg.	7-42.0	9-37.2
Fumbles/Lost	2/0	1/1
Penalties-Yards	9-70	6-28
3rd Down Conv.	2-of-15	6-of-17
Time of Possession	28:56	31:04

INDIVIDUAL STATISTICS

RUSHING: (TAMU) - Williams 8-127 (TD), Knight 12-42, Ford 10-28, Kirk 2-24, White 3-16; (AU) - Pettway 20-123 (TD), K. Johnson 15-60 (TD), Franklin III 9-47, R. Davis 1-8, Smith 1-0, White 8-2.
PASSING: (TAMU) - Knight 20-40-0-247 (TD). (AU) - White 18-27-0-126, Franklin III 4-8-0-37.
RECEIVING: (TAMU) - Reynolds 7-98 (TD), Kirk 5-22, Seals-Jones 3-38, Williams 3-30, Noil 2-59; (AU) - Stevens 8-86, R. Davis 5-36, M. Davis 3-23, Hastings 3-9, K. Johnson 2-2, K. Davis 1-11.

Sept. 24, 2016 • ESPN • Jordan-Hare Stadium (87,451) • Auburn, Ala.

#18	LSU	13
	AUBURN	18

GAME 4

Talk about your dramatic finishes...

Daniel Carlson had a game to remember and Auburn's defense stopped LSU at the 15-yard line as time ran out in a crazy 18-13 victory in a game that featured eight field goals.

It wasn't truly decided until the replay official said time ran out before LSU's final play, which looked, ever so briefly, as a 15-yard game-winning touchdown pass. LSU initially celebrated a win. The officials said no.

Carlson tied a school record with six field goals, and, obviously, scored all the points for Auburn.

Carlson was an equal-opportunity kicker, hitting three in the first half and three more in the second. Auburn's defense did the rest, holding LSU to 14 first downs. "The best kicker in college football," said Auburn coach Gus Malzahn.

But the game was close, with LSU driving in the final seconds. Carl Lawson had a big sack to slow LSU, moving the Bengal Tigers back from the 14 to the 20. LSU was fighting the clock, got off a few more snaps, but eventually, time ran out.

Malzahn said he was confident that time had run out before the snap, and the officials only had to do their "due diligence" to say Auburn won.

Auburn's defense set the tone early when it held LSU to only five first downs in the first half. The Bengals Tigers finished with 14.

Auburn tried, but couldn't do this against No. 5 Clemson and No. 10 Texas A&M. The third time was a charm against a nationally ranked team.

No. 18 LSU couldn't overcome Auburn's improving defense.

Malzahn said he turned over the play calling for this game to offensive coordinator Rhett Lashlee so he could manage the game easier as a head coach. Auburn outgained LSU 388-338 yards.

Malzahn said Lashlee did a "really good job."

Malzahn said White "played an outstanding game" and continued to show a toughness that impresses. He was 19-of-26 passing for 234 yards. Kerryon Johnson led Auburn with 93 yards rushing, and added 68 more receiving yards.

The first half belonged to Auburn's defense and Carlson. He kicked field goals of 51, 29 and 29 yards. The last of those was Carlson's 50th in his career, and gave Auburn a 9-7 lead with 5:14 left in the second quarter.

SCORING SUMMARY

#17 LSU.....	7	0	6	0	—	13
Auburn.....	3	6	3	6	—	18

AU - Carlson 51 yd field goal, 1st, 6:32
 LSU - Moreau 3 yd pass (Delahoussaye kick), 1st, 2:47
 AU - Carlson 29 yd field goal, 2nd, 12:19
 AU - Carlson 29 yd field goal, 2nd, 5:14
 AU - Carlson 31 yd field goal, 3rd, 9:43
 LSU - Delahoussaye 29 yd field goal, 3rd, 5:36
 LSU - Delahoussaye 25 yd field goal, 3rd, 2:32
 AU - Carlson 37 yd field goal, 4th, 12:36
 AU - Carlson 29 yd field goal, 4th, 2:56

TEAM STATISTICS

	LSU	AU
First Downs	14	18
Rushes-Yards	32-220	49-154
Passing Yards	118	234
Comp-Att-Int	15-27-0	19-26-0
Total Plays-Yards	59-338	75-388
Punts-Avg.	5-37.0	3-40.0
Fumbles/Lost	1/1	2/1
Penalties-Yards	5-50	4-28
3rd Down Conv.	4-of-13	8-of-19
Time of Possession	27:49	32:11

INDIVIDUAL STATISTICS

RUSHING: (LSU) - Fournette 16-101, Guice 3-62, Chark 1-35, Etling 11-23, Williams 1- -1. (AU) - K. Johnson 22-93, Pettway 17-61, Truitt 2-5, Franklin 1-4, Stove 1-0, White 6- -9.
PASSING: (LSU) - Etling 15-27-0-118 (TD). (AU) - White 19-26-0-234
RECEIVING: (LSU) - Dural 4-47, Dupre 4-21, Chark 3-11, Fournette 2-4, Jeter 1-32, Moreau 1-3 (TD). AU - R. Davis 5-31, K. Johnson 4-68, Stevens 4-58, M. Davis 3-17, K. Davis 2-24, Slayton 1-36.

He kicked his 51st field goal on Auburn's first drive of the second half to give the Tigers a 12-7 lead. He just kept kicking them.

Carlson's first field goal was his seventh of at least 50 yards. That padded his school record.

Auburn held LSU to 137 yards in the first half.

The Tigers threatened to increase its 9-7 lead late in the first half, but Kerryon Johnson's run on fourth-down at the 1 was stopped short of the goal line.

Carlson was steady, though. He kicked two of his six field goals in the fourth quarter.

LAST TIME...

An Auburn Team

Had 35 First Downs ... vs. Western Carolina, 2002 (37)

Had 30 First Downs ... vs. Arkansas State, 2016 (32)

Had 545 yards rushing ... vs. #5 Missouri [SECCG], 2013 (545)

Had 400 yards rushing ... vs. Arkansas State, 2016 (462)

Had 300 yards rushing ... vs. Arkansas State, 2016 (462)

Had 300 yards rushing in back-to-back games ... vs. Arkansas (302) and vs. San José State (358), 2014

Had 300 yards rushing in three-straight games ... vs. Western Carolina (511); at #7 Texas A&M (379); vs. FAU (422), 2013

Had 300 yards rushing in six consecutive games ... at Kentucky (311); vs. Arkansas (330); vs. LSU, (440); at Ole Miss (343); vs. Chattanooga (303); vs. Georgia (315), 2010

Had 300 yards rushing in six consecutive SEC games ... vs. South Carolina (334); at Kentucky (311); vs. Arkansas (330); vs. LSU, (440); at Ole Miss (343); vs. Georgia (315), 2010

Had 70 or more rushing attempts ... vs. #5 Missouri [SECCG], 2013 (74)

Had 60 or more rushing attempts ... vs. Arkansas State, 2016 (62)

Had 50 or more rushing attempts ... vs. #17 Texas A&M, 2016 (54)

Had seven or more rushing TDs ... vs. #5 Missouri [SECCG], 2013 (7)

Had six or more rushing TDs ... at Arkansas, 2015 (6)

Had five or more rushing TDs ... Idaho, 2015 (5)

Had four or more rushing TDs ... Idaho, 2015 (5)

Had four or more rushing TDs in six straight games ... vs. Western Carolina (5), at #7 Texas A&M (4), vs. Florida Atlantic (4), at Arkansas (4), at Tennessee (5) & vs. #25 Georgia (4), 2013

Had 3 or more rushing TDs in seven straight games ... vs. #24 Ole Miss (3), vs. Western Carolina (5), at #7 Texas A&M (4), vs. Florida Atlantic (4), at Arkansas (4), at Tennessee (5) & vs. #25 Georgia (4), 2013

Had 3 or more rushing TDs in consecutive games ... San Jose' St. (5), at Kentucky (3), at Arkansas (6), 2015

Had 3 or more rushing TDs in three consecutive games ... San Jose' St. (5), at Kentucky (3), at Arkansas (6), 2015

Had 450 or more yards passing... at #2 Alabama, 2014 (456)

Had 400 or more yards passing... at #2 Alabama, 2014 (456)

Had 350 or more yards passing... at #2 Alabama, 2014 (456)

Had 300 or more yards passing ... #19 Ole Miss, 2015 (302)

Had 50 or more pass attempts ... vs. Mississippi State, 1997 (54)

Had 30 or more pass completions ... vs. Arkansas, 1995 (34)

Had fewer than 10 pass attempts ... at Tennessee, 2013 (7)

Had fewer than 10 pass completions ... vs. San Jose State, 2015 (6)

Had fewer than 5 pass completions ... at Tennessee, 2013 (3)

Had fewer than 10 pass attempts in consecutive games ... at Arkansas (9) & at Tennessee (7), 2013

Had fewer than 10 pass completions in consecutive games ... at Arkansas (8) & at Tennessee (3), 2013

Had five TDs passing ... vs. Ball State, 2009 (5)

Had four TDs passing ... vs. Louisiana Tech, 2014 (4)

Had three TDs passing ... at #2 Alabama, 2014 (3)

Had 10 receivers catch a pass ... vs. Arkansas State, 2016 (10)

Had 700 or more yards total offense ... vs. Arkansas State, 2016 (706)

Had 600 or more yards total offense ... vs. Arkansas State, 2016 (706)

Had 600 or more yards total offense and lost ... at #2 Alabama, 2014 (630)

Had 500 or more yards total offense ...vs. Arkansas State, 2016 (706)

Had 500 or more yards total offense in consecutive games ... vs. South Carolina, 2014 (551), at #7 Ole Miss, 2014 (507) & vs. Texas A&M (582), 2014

Had 500 or more yards total offense in three straight games ... vs. South Carolina, 2014 (551), at #7 Ole Miss, 2014 (507) & vs. Texas A&M (582), 2014

Had 1300 or more yards total offense combined in consecutive games ... vs. Western Carolina (712) & at #7 Texas A&M (615), 2013

Had 90 or more total plays... at #2 Alabama, 2014 (90)

Had 85 or more total plays ... vs. #17 Texas A&M, 2016 (89)

Had 80 or more total plays ... vs. Arkansas State, 2016 (85)

Scored 70 or more points... vs. ULM, 2003 (73)

Scored 60 or more points ... vs. Western Carolina, 2013 (62)

Scored 50 or more points ... vs. Arkansas State, 2016 (51)

Scored 40 or more points ... vs. Arkansas State, 2016 (51)

Scored 40 or more points in three consecutive games ... vs. Western Carolina (62); at No. 7 Texas A&M (45); vs. Florida Atlantic (45), 2013

Scored 30 or more points in 11 consecutive games ... vs. Western Carolina (62); at No. 7 Texas A&M (45); vs. Florida Atlantic (45); at Arkansas (35); at Tennessee (55); vs. #25 Georgia (43); vs. #1 Alabama (34); vs. #5 Missouri (59); vs. #1

Florida State (31), 2013; vs. Arkansas (45), vs. San José State (59), 2014

Was held scoreless ... at Alabama, 2012 (0-49)

Was held scoreless at Jordan-Hare Stadium ... vs. Georgia, 2012 (0-38)

Won a game without scoring an offensive touchdown ... #17 LSU, 2016 (18-13)

Won a game without a rushing touchdown ... #17 LSU, 2016 (18-13)

Won a game in the last 25 seconds with a TD ... vs. #1 Alabama, 2013 (CB Chris Davis returns missed field goal 100 yards [109 yds] for a touchdown)

Had 200-yard rusher and 100-yard receiver in a game ... vs. Syracuse, 2002 (Carnell Williams [202 rush] and Marcel Willis [113 receiving])

Had 150-yard rusher and 150-yard receiver in a game ... vs. Arkansas, 2014 (Cameron Artis-Payne [177 rush] and D'haquille Williams [154 receiving])

Had two 100-yard rushers and one 100-yard receiver in a game ... vs. #15 LSU, 2014 (Cameron Artis-Payne [126 rush], Nick Marshall [119 rush], Sammie Coates [144 rec])

Had 100-yard receiver and 100-yard rusher in a game ... at #7 Ole Miss, 2014 (Cameron Artis-Payne [143 rush] & D'haquille Williams [122 rec])

Had 100-yard receiver and 100-yard rusher in back-to-back games ... vs. #15 LSU (Cameron Artis-Payne [126 rush], Nick Marshall [119 rush], Sammie Coates [144 rec]) & at #3 Mississippi State, 2014 (D'haquille Williams [108 rec], Nick Marshall [100 rush])

Had two 100-yard rushers in back-to-back games ... vs. Louisiana Tech, 2014 (Cameron Artis-Payne [116] and Nick Marshall [105]) & vs. #15 LSU, 2014 (Cameron Artis-Payne [126 rush] and Nick Marshall [119 rush])

Had two 100-yard rushers in a game... vs. Arkansas State, 2016 (Kamryn Pettway [152 rush], Kerryon Johnson [124 rush])

Had a 300-yard rusher & 100-yard rusher in a game... vs. #5 Missouri [SECCG], 2013 (Tre Mason [304] and Nick Marshall [101])

Had a 200-yard rusher & 100-yard rusher in a game... vs. #5 Missouri [SECCG], 2013 (Tre Mason [304] and Nick Marshall [101])

Had two 150-yard rushers in a game... vs. Mississippi State, 2003 (Brandon Jacobs [182] and Carnell Williams [164])

Had three 100-yard rushers in a game ... vs. Maryland, 1983 (Tommie Agee [219], Lionel James [115] and Bo Jackson [105])

Had two 100-yard receivers in a game... at #2 Alabama, 2014 (Sammie Coates [206] and D'haquille Williams [121])

Had a 60-yard run and a 60-yard pass in a game ... vs. Alabama, 2009 (Terrell Zachery 67 rush, Chris Todd to Darwin Adams 72 pass)

Had three players with 2 rushing TDs... vs. ULM, 2003 (Carnell Williams [2], Brandon Jacobs [2], Tre Smith [2])

Had three players with 2 TDs... vs. Georgia, 2010 (Onterio McCalebb [3 rush], Cam Newton [2 rush], Philip Lutzenkirchen [2 rec.])

Had two players with seven or more catches in a game ... Courtney Taylor (7) & Silas Daniels vs. Alabama, 2003 (7)

Had quarterback catch a pass from himself ... Nick Marshall vs. Mississippi State, 2013 (37 yards)

Scored a touchdown on offense, defense and special teams... vs. ULM, 2008 (2 offense [1 pass, 1 rush], 1 defense [fumble return], 1 special team [punt return])

Scored on the first offensive play ... vs. Alabama, 2003 (Carnell Williams, 80-yd run)

Scored on first offensive series ... vs. Memphis, 2015 (Daniel Carlson 20 yd field goal)

Scored 2 touchdowns in the final 32 seconds ... vs. #1 Alabama, 2013 (Sammie Coates 39 yd pass from Nick Marshall (:32), Chris Davis 100 yd missed field goal return (:00); other time at Georgia Tech, 1987 (records back to 1967)

Returned a kickoff and a punt for a TD in the same game ... at Tennessee, 2013 (kickoff: Corey Grant, 90 yards & punt: Chris Davis, 85 yards) [1st time in Auburn history]

Returned a punt for a TD ... vs. Louisiana Tech, 2014 (Quan Bray) [76 yards]

Returned a kickoff for a TD ... at Tennessee, 2013 (Corey Grant) [90 yards]

Returned a missed FG for a TD...vs. Alabama, 2013 (Chris Davis) [100 yds]

Returned opening kickoff for a TD ... vs. Tennessee-Martin, 2008 (Tristan Davis) [95 yards]

Returned 2nd half opening KO for TD ... at Tennessee, 2013 (Corey Grant) [90 yds]

Returned three Interceptions for TDs ... vs. LSU, 1994 (Ken Alvis, Fred Smith, Brian Robinson)

Returned two Interceptions for TDs ... vs. LSU, 1994 (Ken Alvis, Fred Smith, Brian Robinson)

Returned an Interception for a TD ... vs. Idaho, 2015 (Johnathan Ford) [48]

Returned two fumbles for TDs ... vs. Vanderbilt, 2002 (Spencer Johnson, Karlos Dansby)

Returned a fumble for a TD ... vs. Louisville, 2015 (Justin Garrett) [82]

Had five or more fumbles ... vs. Southern Miss (5), 2008

Did not commit a turnover ... vs. Idaho, 2015

Did not commit a turnover in three consecutive games ... San Jose' St., at Kentucky, at Arkansas (2015)

LAST TIME...

Did not commit a turnover in back-to-back games ... San Jose' St., at Kentucky, at Arkansas (2015)

Blocked a punt ... vs. Alabama, 2013 (Ryan Smith)

Blocked two punts ... vs. Virginia [Chick-fil-A] 2011 (Garrett Harper, Angelo Blackson)

Blocked three punts ... vs. ULM, 2003 (3 - Justin Fetsko [2], Donnay Young)

Returned a blocked punt for a TD ... vs. Florida, 2006 (Tre Smith)

Blocked a field goal ... vs. Alabama, 2013 (Nosa Eguae)

Returned a blocked field goal for a TD ... vs. Kentucky, 2009 (Neiko Thorpe) [69]

Blocked two field goals in a game ... vs. ULM, 2012 (Angelo Blackson, Corey Lemonier)

Blocked a PAT attempt ... at #2 Alabama, 2014 (Angelo Blackson)

Blocked two PAT attempts ... vs. LSU, 1998 (Charles Dorsey, 2)

Had a PAT blocked ... at Tennessee, 2013 (Cody Parkey)

Missed a PAT ... at Tennessee, 2013 (Cody Parkey, blocked)

Missed a kicking PAT ... vs. Tennessee-Chattanooga, 2010 (Wes Byrum)

Made 90 straight kicking PATs ... Daniel Carlson, 2014-16 (105)

Made 100 straight kicking PATs ... Daniel Carlson, 2014-16 (105)

Had a punt blocked ... at Mississippi State, 2009 (Clinton Durst)

Had a field goal blocked ... vs. Texas A&M, 2014 (Daniel Carlson)

Had a field goal blocked & returned for a TD ... vs. Texas A&M, 2014 (Daniel Carlson)

41-yard FGA blocked by Myles Garrett & returned by Deshazor Everett 65 yards)

Had a successful on-side kick ... vs. #5 Missouri [SECCG], 2013 (Cody Parkey)

Scored a safety ... vs. Alabama A&M, 2012 (Team)

Scored on a fake field goal ... vs. Arkansas State, 2016 (Carlson 20 yd run)

Scored an offensive two-point conversion ... at Arkansas, 2015 (Melvin Ray pass from Sean White)

Scored two or more offensive two-point conversions ... vs. Florida, 2002 [2]

Scored a defensive two-pt conversion ... vs. Ole Miss, 2009 (Demond Washington)

Held an opponent scoreless ... vs. ULM, 2008 (34-0)

Held an opponent scoreless at Jordan-Hare Stadium ... vs. ULM, 2008 (34-0)

Held an opponent to five or fewer first downs ... vs. Ball State, 2001 (5)

Held an opponent to 10 or fewer first downs ... vs. Florida Atlantic, 2013 (10)

Intercepted five or more passes ... vs. Northwestern [Outback], 2009 (5)

Intercepted four or more passes ... vs. Northwestern [Outback], 2009 (5)

Intercepted three or more passes in consecutive games ... at #2 Alabama, 2014

(3) & vs. #17 Wisconsin in Outback Bowl, 2015 (3)

Intercepted three or more passes ... at #25 Texas A&M, 2015 (3)

Allowed opponent 600 yards total offense and Auburn still won ... at #7 Texas A&M, 2013 (602)

Held an opponent to 300 or less yards total offense ... vs. Memphis, 2015 (205)

Held an opponent to 200 or less yards total offense ... vs. Western Carolina, 2013 (173)

Held an opponent to 150 or less yards total offense ... at Mississippi State, 2008 (116)

Held an opponent to 100 or less yards total offense ... vs. Ball State, 2001 (92)

Held an opponent to 100 or less yards rushing ... vs. Arkansas State, 2016 (66)

Held an opponent to 50 or less yards rushing ... at #20 Kansas State, 2014 (40)

Held an opponent to negative yards rushing ... vs. Florida, 2001 (-36)

Held an opponent to 100 or less yards passing ... Georgia, 2015 (97)

Held an opponent to no third down conversions ... vs. #15 LSU, 2014 (0-of-13)

Held an opponent without an offensive touchdown ... vs. Memphis, 2015

Held an opponent without a touchdown ... vs. Western Carolina, 2013

Had 10 or more penalties ... vs. Idaho, 2015 (11)

Had 1 or fewer penalty ... vs. San Jose State, 2015 (1)

Had 100 or more penalty yards ... vs. Idaho, 2015 (107)

Had 5 or fewer penalty yards ... at Tennessee, 2013 (5)

Had 35 minutes time of possession... vs. Arkansas State, 2016 (35:42)

Was involved in a game that ended in a tie ... vs. Georgia, 1994 (23-23)

Was involved in an overtime game ... at Arkansas (4 OT), 2015 (54-46 loss)

Was involved in two overtime games in a single season ... vs. Jackson ville St. (27-20 win), at Arkansas (4 OT, 54-46 loss), 2015

An Auburn Player

Rushed 40 times in a game ... Tre Mason (46) vs. #5 Missouri [SECCG], 2013

Rushed 35 times in a game ... Peyton Barber (37) at Arkansas, 2015

Rushed 30 times in a game ... Peyton Barber (37), at Arkansas, 2015

Rushed for 300 yards in a game ... Tre Mason (304) vs. #5 Missouri [SECCG], 2013

Rushed for 200 yards in a game ... Cameron Artis-Payne (221) vs. Texas A&M, 2014

Rushed for 150 yards in a game ... Kamryn Pettway (152) vs. Arkansas State, 2016

Rushed for 100 yards in a game ... Kamryn Pettway (123) vs. #17 Texas A&M, 2016

Quarterback rushed for 200 yards in a game ... Nick Marshall (214) at Tennessee, 2013

Quarterback rushed for 100 yards in a game ... Nick Marshall (100) at #3 Mississippi State, 2014

Quarterback rushed for 100 yards in back-to-back SEC games ... Nick Marshall vs. #15

LSU (119) and at #3 Mississippi State (100), 2014

Quarterback rushed for 100 yards in 3 games during a season ... Nick Marshall vs.

Louisiana Tech (105), #15 LSU (119) and at #3 Mississippi State (100), 201

Rushed for 100 yards in six consecutive games ... Tre Mason at Arkansas (168), at Ten-

nessee (117), vs. #25 Georgia (115), vs. #1 Alabama (164), vs. #5 Missouri [SECCG]

(304), vs. #1 Florida State [BCSNC] (195), 2013

Rushed for 100 yards in three consecutive games ... Cameron Artis-Payne vs. South

Carolina (167), at #7 Ole Miss (143) & vs. Texas A&M (221), 2014

Rushed for 100 yards in consecutive games ... Kamryn Pettway vs. Arkansas St.

(152), #17 Texas A&M (123), 2016

Rushed for 100 yards in four consecutive games vs. ranked opponents ... Tre Mason

vs. #25 Georgia (115), vs. #1 Alabama (164), vs. #5 Missouri [SECCG] (304), vs. #1

Florida State [BCSNC], 2013

Rushed for 100 yards in three consecutive games vs. ranked opponents ... Tre Mason

vs. #25 Georgia (115), vs. #1 Alabama (164), vs. #5 Missouri [SECCG] (304), vs. #1

Florida State [BCSNC], 2013

Rushed for 100 yards in consecutive games vs. ranked opponents ... Nick Marshall vs.

#15 LSU (119) and at #3 Mississippi State (100), 2014

Rushed for 100 yards in three consecutive games ... Tre Mason vs. #1 Alabama (164),

vs. #5 Missouri [SECCG] (304), vs. #1 Florida State [BCSNC] (195), 2013

Rushed for 150 yards in consecutive games ... Tre Mason vs. #1 Alabama (164), vs. #5

Missouri [SECCG] (304), vs. #1 Florida State [BCSNC] (195), 2013

Rushed for 6 or more TDs in a game ... Carnell Williams vs. Mississippi St., 2003 (6)

Rushed for 5 or more TDs in a game ... Peyton Barber vs. San Jose' St., 2015 (5)

Rushed for 4 or more TDs in a game ... Peyton Barber at Arkansas, 2015 (4)

Rushed for 3 or more TDs in a game ... Peyton Barber at Arkansas, 2015 (4)

Rushed for 2 or more TDs in a game ... Kerryon Johnson vs. Arkansas State, 2016 (2)

2 Players Rushed for 2 or more TDs in a game ... Nick Marshall (2) & Cameron Ar-

tis-Payne (2) vs. Texas A&M, 2014

Rushed for 3 TDs or more in consecutive games ... Tre Mason at Arkansas (4) & at

Tennessee (3), 2013

QB Rushed for 2 or more TDs in a game ... Jeremy Johnson vs. Idaho, 2015

QB Rushed for 2 or more TDs in back-to-back SEC games ... Nick Marshall vs. South

Carolina (3), at #7 Ole Miss (2) & vs. Texas A&M (2), 2014

QB Rushed for 2 or more TDs in 3 straight SEC games ... Nick Marshall vs. South Caro-

lina (3), at #7 Ole Miss (2) & vs. Texas A&M (2), 2014

Rushed for 2 or more TDs in four consecutive games ... Carnell Williams vs. Western

Carolina (2), vs. Vanderbilt (2), at Mississippi State (2), vs. Syracuse (2), 2002

Rushed for 2 or more TDs in three consecutive games ... Nick Marshall vs. South Caro-

lina (3), at #7 Ole Miss (2) & vs. Texas A&M (2), 2014

Rushed for a TD in 11 consecutive games ... Tre Mason at #6 LSU (2); vs. #24 Ole Miss

(1); vs. WCU (2); at #7 Texas A&M (1); vs. Florida Atlantic (1); at Arkansas (4); at

Tennessee (3); vs. #25 Georgia (1); vs. #1 Alabama (1); vs. #5 Missouri [SECCG] (4);

vs. #1 Florida State (1), 2013

Rushed for a TD in 10 consecutive games ... Tre Mason at #6 LSU (2); vs. #24 Ole Miss

(1); vs. WCU (2); at #7 Texas A&M (1); vs. Florida Atlantic (1); at Arkansas (4); at

Tennessee (3); vs. #25 Georgia (1); vs. #1 Alabama (1); vs. #5 Missouri [SECCG] (4);

vs. #1 Florida State (1), 2013

Rushed for a combined 11 TDs in 3 straight games ... Peyton Barber vs. San Jose' St.

(5), at Kentucky (2), at Arkansas (4), 2015

Rushed for a combined 9 TDs in 3 straight games ... Cam Newton at Kentucky (4), vs.

#12 Arkansas (3) and vs. #6 LSU (2), 2010

Rushed for a combined 8 TDs in 3 straight games ... Tre Mason at Arkansas (4), at

Tennessee (3) and vs. #25 Georgia (1), 2013

Rushed for a combined 7 TDs in 3 straight games ... Nick Marshall vs. South Carolina

(3), at #7 Ole Miss (2) & vs. Texas A&M (2), 2014

Rushed for a TD on his first career rush ... Jason Smith at Arkansas, 2015 (9 yds)

Passed for 450 yards in a game ... Nick Marshall at #2 Alabama, 2014 (456)

Passed for 400 yards in a game ... Nick Marshall at #2 Alabama, 2014 (456)

Passed for 300 yards in a game ... Nick Marshall at #2 Alabama, 2014 (456)

Attempted 50 passes in a game ... Dameyune Craig vs. Mississippi State, 1997 (54)

Attempted 40 passes in a game ... Nick Marshall at #2 Alabama, 2014 (43)

Threw five TDs in a game ... Chris Todd vs. Ball State, 2009 (5)

Threw four TDs in a game ... Jeremy Johnson vs. Western Carolina, 2013 (4)

Threw three TDs in a game ... Sean White vs. Arkansas State, 2016 (3)

Threw four TDs or more in consecutive games ... Chris Todd vs. West Virginia (4), vs.

Ball State (5), 2009

Threw two TDs or more in five consecutive games ... Cam Newton at Ole Miss (2), vs.

Chattanooga (4), vs. Georgia (2), at Alabama (3), vs. South Carolina (4), 2010

Threw a TD pass on Auburn's 1st pass of an SEC Championship Game ... Nick Marshall

vs. #5 Missouri (38-yard TD pass to Sammie Coates in 1st qtr.), 2013

Had 500 yards total offense in a game ... Nick Marshall at #2 Alabama, 2014 (505)

Had 400 yards total offense in a game ... Nick Marshall at #2 Alabama, 2014 (505)

Had 300 yards total offense in a game ... Sean White vs. Arkansas State, 2016 (304)

Accounted for four or more TDs in a game ... Jeremy Johnson vs. Idaho, 2015 (2 rush, 2 pass)

LAST TIME...

Freshman Accounted for four or more TDs in a game ... Jeremy Johnson vs. Western Carolina, 2013 (4)

Two Players Accounted for three or more TDs in a game ... Tre Mason (3 rush) & Nick Marshall (2 rush, 1 pass) at Tennessee, 2013

Accounted for three or more TDs in a game ... Sean White vs. Arkansas State, 2016 (3 pass)
Accounted for three TDs in consecutive games ... Nick Marshall vs. South Carolina, 2014 (3 rush, 1 pass), at #7 Ole Miss (2 pass, 2 rush) & vs. Texas A&M (2 rush, 1 pass), 2014

Accounted for three TDs in three consecutive games ... Nick Marshall vs. South Carolina, 2014 (3 rush, 1 pass), at #7 Ole Miss (2 pass, 2 rush) & vs. Texas A&M (2 rush, 1 pass), 2014

Accounted for three TDs in four consecutive games ... Cam Newton vs. Chattanooga (5), vs. Georgia (4), at Alabama (4), vs. South Carolina (6), 2010

Caught 15 passes in a game... Willie Gosha vs. Arkansas, 1995 (17)

Caught 12 or more passes in a game ... Darvin Adams vs. Northwestern [Outback], 2009 (12)

Caught 10 or more passes in a game ... Ricardo Louis vs. Jacksonville St., 2015 (10)

Caught seven or more passes in a game ... Tony Stevens vs. #17 Texas A&M, 2016 (8)

Had 200 or more yards receiving in a game ... Sammie Coates at #2 Alabama, 2014 (206)

Had 150 or more yards receiving in a game ... Ricardo Louis at Kentucky, 2015 (154)

Had 100 yards receiving in three consecutive games ... Sammie Coates at No. 7 Texas A&M (104), vs. Florida Atlantic, 2013 & at Arkansas (102), 2013

Had 100 yards receiving in consecutive games ... Sammie Coates at No. 7 Texas A&M (104) & vs. Florida Atlantic, 2013 (113)

Had 100 or more yards receiving in a game ... Ricardo Louis vs. #19 Ole Miss, 2015 (137)

Caught four or more TD passes in a game ... Alexander Wright vs. Pacific, 1989 (4)

Caught three or more TD passes in a game ... Darvin Adams vs. Furman, 2009 (3)

Caught two or more TD passes in a game ... Tony Stevens vs. Arkansas State, 2016 (2)

Caught a TD pass in consecutive games ... Jason Smith vs. #2 Alabama and vs. Memphis, 2015

Caught a TD pass in three consecutive games ... Sammie Coates at #7 Texas A&M, vs. Florida Atlantic and at Arkansas, 2013

Caught a TD pass in six consecutive games ... Emory Blake vs. South Carolina [SECCG], vs. Oregon [BCSNCG], vs. Utah State, vs. Mississippi State, at Clemson, vs. Florida Atlantic, 2010/11

Caught a TD pass in seven consecutive games ... Emory Blake at Alabama; vs. South Carolina [SECCG], vs. Oregon [BCSNCG], vs. Utah State, vs. Mississippi State, at Clemson, vs. Florida Atlantic, 2010/11

Caught 1 TD pass & had a rushing TD in the same game... Ricardo Louis (33 yd catch/2 yd rush) vs. Louisville, 2015

Receiver caught 1 TD pass & had a rushing TD in the same game... Ricardo Louis (33 yd catch/2 yd rush) vs. Louisville, 2015

Running back caught 1 TD pass & had a rushing TD in the same game... Tre Mason (12 yd catch/37 yd rush) vs. FSU [BCSNCG], 2014

Caught 1 TD pass & had a punt return for a TD in the same game ... Quan Bray (2 TD receptions [44 & 37]) & a 76-yard punt return for a TD, vs. Louisiana Tech, 2014

Caught a TD pass on his first career catch ... Marcus Davis vs. Arkansas State, 2013 (18 yds)

Quarterback caught a TD pass ... Kiehl Frazier from Quan Bray vs. ULM, 2012

Quarterback caught a pass from himself ... Nick Marshall vs. Mississippi State, 2013

Running back caught two or more TD passes in a game ... Mario Fannin vs. Arkansas St., 2010 (2)

Running back caught a TD pass in consecutive games ... Mario Fannin vs. West Virginia, Ball State, 2009

Tight end caught two or more TD passes in a game ... Philip Lutzenkirchen vs. Ole Miss, 2011 (2)

Tight end caught a TD pass in consecutive games ... CJ Uzomah vs. LA Tech, vs. LSU, 2014

Scored 18 or more points kicking ... Daniel Carlson vs. #17 LSU, 2016 (18)

Scored 15 or more points kicking ... Daniel Carlson vs. #17 LSU, 2016 (18)

Kicked 6 or more field goals in a game ... Daniel Carlson vs. #17 LSU, 2016 (6)

Kicked five or more field goals in a game ... Daniel Carlson vs. #17 LSU, 2016 (6)

Kicked four or more field goals in a game ... Daniel Carlson vs. #17 LSU, 2016 (6)

Had 150 kickoff return yards in a game ... Tre Mason vs. Utah State, 2011 (176)

Had 100 punt return yards in a game ... Chris Davis at Tennessee, 2013 (127)

Scored four or more TDs ... Peyton Barber at Arkansas, 2015 (4)

Scored three or more TDs ... Peyton Barber at Arkansas, 2015 (4)

Scored a rushing and receiving TD in a game ... Tre Mason vs. #1 Florida State [BCSNC], 2014 (1 rushing, 1 receiving)

Had an 80-yard run ... Tre Mason vs. Alabama A&M, 2012 (86)

Had a 70-yard run ... Ricardo Louis vs. South Carolina, 2014 (75)

Had a 60-yard run ... Kamryn Pettway vs. Arkansas State, 2016 (64)

Completed an 80-yard pass ... Nick Marshall to Sammie Coates at Arkansas, 2013 (88)

Completed a 70-yard pass ... Jeremy Johnson to Jason Smith vs. #2 Alabama, 2015 (77)

Completed a 60-yard pass ... Jeremy Johnson to Jason Smith vs. #2 Alabama, 2015 (77)

Kicked a field goal of 50 or more yards ... Daniel Carlson vs. #17 LSU, 2016 (51)

Kicked a field goal of 50 or more yards in consecutive games ... Daniel Carlson, 2015; vs. Wisconsin [Outback Bowl] (51), vs. Louisville (56)

Kicked two field goals of 50+ yards in a game ... Win Lyle vs. Tennessee, 1987 (55, 52)

Had a 70-yard punt ... Kody Bliss vs. Tulane, 2006 (71)

Had a 60-yard punt ... Kevin Phillips vs. #2 Clemson, 2016 (68)

Had four punts of 50+ yards in a game ... Kevin Phillips at #13 LSU, 2015 (56, 50, 51, 52)

Had three punts of 50+ yards in a game ... Kevin Phillips at #13 LSU, 2015 (56, 50, 51, 52)

Had two punts of 50+ yards in a game ... Kevin Phillips vs. #19 Ole Miss, 2015 (51, 53)

Had four or more punts inside the 20 in a game ... S. Clark vs. FSU [BCSNCG], 2013 (5)

Blocked a field goal in a game ... Blake Countess vs. Memphis, 2015

Blocked two field goals in a game ... Alton Moore at Georgia, 2001

Blocked a PAT attempt ... Angelo Blackson at #2 Alabama, 2014

Blocked two PAT attempts ... Charles Dorsey vs. LSU, 1998 (2)

Made 50 straight PAT attempts ... Daniel Carlson, 2014-16 (105)

Blocked a punt in a game... Ryan Smith vs. Alabama, 2013

Blocked two punts in a game... Justin Fetsko vs. ULM, 2003 (2)

Had 15 or more tackles in a game... Daren Bates at Ole Miss, 2012 (16)

Intercepted three or more passes in a game ... Junior Rosegreen at Tennessee, 2004 (4)

Intercepted two or more passes in a game ... Jermaine Whitehead vs. #17 Wisconsin [Outback Bowl], 2015 (2)

Intercepted a pass in consecutive games ... Blake Countess vs. #19 Ole Miss (1) & at #25 Texas A&M (1), 2015

Intercepted two or more passes in consecutive games ... Jonathan Jones at #13 Mississippi State (2) & vs. South Carolina (2), 2014

Intercepted a pass in three consecutive games ... Jerraud Powers, vs. Tennessee Tech, at Georgia; vs. Alabama, 2007

Recovered two fumbles in a game ... Eltoro Freeman at Georgia, 2011 (2)

Forced two fumbles in a game ... Corey Lemonier at Georgia, 2011 (2)

Forced and recovered a fumble ... Cassanova McKinzy at Vanderbilt, 2012

Intercepted a pass and had a fumble recovery in a game ... Montravius Adams vs. LA Tech, 2014

Had a player play on both offense and defense in the same game ... D'haquille Williams vs. South Carolina, 2014

Was ejected ... Tre' Williams vs. LSU, 2016

An Auburn Opponent

Scored 60 or more points ... Texas A&M, 2012 (63)

Scored 55 or more points ... at Arkansas (4 OT), 2015 (54)

Scored 40 or more points ... at Arkansas (4 OT), 2015 (54)

Had 400 or more yards rushing ... at #13 LSU, 2015 (411)

Had 350 or more yards rushing ... at #13 LSU, 2015 (411)

Had 300 or more yards rushing ... at #13 LSU, 2015 (411)

Had 250 or more yards rushing ... #2 Alabama, 2015 (286)

Had 50 or more rushing attempts ... #2 Alabama, 2015 (50)

Had five or more rushing TDs ... at #13 LSU, 2015 (5)

Had 500 yards passing ... Northwestern [Outback], 2009 (532)

Had 400 yards passing ... #19 Ole Miss, 2015 (402)

Had 350 yards passing ... Idaho, 2015 (356)

Had 300 yards passing ... Idaho, 2015 (356)

Had 60 or more pass attempts ... Washington State, 2013 (65)

Had 50 or more pass attempts ... #19 Ole Miss, 2015 (52)

Had 40 or more pass attempts ... #17 Texas A&M, 2016 (40)

Had 30 or more pass completions ... #19 Ole Miss, 2015 (34)

Had 25 or more pass completions ... Idaho, 2015 (29)

Had five or more TDs passing ... South Carolina, 2014 (5)

Had four or more TDs passing ... at #2 Alabama, 2014 (4)

Had three or more TDs passing ... at Arkansas, 2015 (3)

Had five passes intercepted ... Northwestern [Outback], 2009 (5)

Had four passes intercepted ... Northwestern [Outback], 2009 (5)

Had 600 yards total offense ... at #7 Texas A&M, 2013 (602)

Had 500 yards total offense ... #19 Ole Miss, 2015 (558)

Had 400 yards total offense ... #17 Texas A&M, 2016 (478)

LAST TIME...

Had five or more fumbles ... at #13 Mississippi State, 2014 (5)
 Lost four or more fumbles ... Mississippi State, 2002 (4)
 Had four or more turnovers ... ULM, 2010 (3 fum/1 int)
 Returned a punt for a TD ... Georgia, 2015 (Isaiah McKenzie, 53)
 Returned a kickoff for a TD ... vs. #1 Florida State [BCSNC], 2013 (Kermit Whitfield, 100)
 Returned an interception for a TD ... Memphis, 2015 (Reggis Ball, 53)
 Returned a fumble for a TD ... vs. #5 Missouri [SECCG], 2013 (E.J. Gaines, 11)
 Returned a blocked punt for a TD ... Mississippi State, 2009 (Robert Elliott, 10)

Returned a blocked field goal for a TD ... Texas A&M, 2014 (Myles Garrett blocked Daniel Carlson's 41-yd FGA & Deshazor Everett returned it 65 yards)
 Blocked an Auburn punt ... Mississippi State, 2009
 Blocked an Auburn field goal ... Texas A&M, 2014 (Myles Garrett blocked, Deshazor Everett returned 65 yards for a TD)
 Blocked an Auburn PAT ... at Tennessee, 2013 (Daniel McCullers)
 Had a successful on-side kick ... South Carolina, 2014 (Landon Ard kick, Skai Moore recovery)

Held Auburn to 300 yards total offense ... #2 Clemson, 2016 (262)

Held Auburn to 200 yards total offense ... Alabama, 2012 (163)
 Held Auburn to 150 yards total offense ... Alabama, 2011 (140)
Held Auburn below 100 yards rushing ... #2 Clemson, 2016 (87)
 Held Auburn below 50 yards rushing ... Arkansas, 2012 (40)
 Held Auburn to negative yards rushing ... Tennessee, 1997 (-15)
 Held Auburn below 100 yds. passing ... Georgia, 2015 (62) (15-27 att)
 Held Auburn to 10 or fewer first downs ... Alabama, 2012 (7)
Had 10 or more penalties ... Arkansas State, 2016 (10)
 Had 0 penalties ... at #20 Kansas State, 2014 (0)
 Had 100 or more yards in penalties ... Arkansas, 2007 (100)
 Had no third down conversions ... #15 LSU, 2014 (0-13)
 Had three 100-yard receivers in a game ... at #7 Ole Miss, 2014 (Evan Engram, 123; Vince Sanders, 105; Laquon Treadwell, 103)
 Had two 100-yard receivers in a game ... Idaho, 2015 (Callen Hightower 161; Trent Cowan, 118)
 Had a 200-yard rusher in a game ... #2 Alabama, 2015 (Derrick Henry, 271)
 Had a 200-yard receiver in a game ... at #2 Alabama, 2014 (Amari Cooper, 224)
Had a 100-yard rusher and a 100-yard receiver ... #2 Clemson, 2016 (Wayne Gallman, 123 rush; Mike Williams, 174 rec.)
 Had a 100-yard rusher and two 100-yard receivers ... Tulane, 2006 (Matt Forte, 117 rush; Preston Brown, 139 rec.; Damarcus Davis, 126 rec.)
Did not have a turnover ... Arkansas State, 2016
 Scored a safety ... LSU, 2012
 Scored a two-point conversion ... at #Arkansas, 2015 (Jeremy Sprinkle pass from Brandon Allen & Kody Walker pass from Brandon Allen)
 Had 40 minutes time of possession ... Georgia, 2011 (40:55)

An Opposing Player

Rushed for 200 yards in a game ... Derrick Henry, #2 Alabama, 2015 (271)
 Rushed for 150 yards in a game ... Derrick Henry, #2 Alabama, 2015 (271)
 Had two players rush for 100 yards in a game ... Melvin Gordon (251) & Corey Clement (105), #17 Wisconsin [Outback Bowl], 2015 (251)
Rushed for 100 yards in a game ... Leonard Fournette, #17 LSU, 2016 (101)
 Quarterback rushed for 100 yards in a game ... Lamar Jackson, vs. Louisville, 2015 (106)

Passed for 500 yards in a game ... Mike Kafka, Northwestern [Outback], 2009 (532)
 Passed for 400 yards in a game ... Dylan Thompson, South Carolina, 2014 (402)
 Passed for 350 yards in a game ... Chad Kelly, #19 Ole Miss, 2015 (381)
 Passed for 300 yards in a game ... Chad Kelly, #19 Ole Miss, 2015 (381)
 Attempted 70 passes in a game ... Mike Kafka, Northwestern [Outback], 2009 (78)
 Attempted 60 passes in a game ... Connor Halliday, Washington State, 2013 (65)
 Attempted 50 passes in a game ... Chad Kelly, #19 Ole Miss, 2015 (51)
Attempted 40 passes in a game ... Trevor Knight, #17 Texas A&M, 2016 (40)
 Completed 40 passes in a game ... Mike Kafka, Northwestern [Outback], 2009 (47)
 Completed 30 passes in a game ... Chad Kelly, #19 Ole Miss, 2015 (33)
 Threw five or more TD passes in a game ... Dylan Thompson, South Carolina, 2014 (5)
 Threw four or more TD passes in a game ... Blake Sims, at #2 Alabama, 2014 (4)
 Threw three or more TD passes in a game ... Brandon Allen, at Arkansas, 2015 (3)

Had 500 yards total offense ... Johnny Manziel, at #7 Texas A&M, 2013 (502)
 Had 400 yards total offense ... Chad Kelly, #19 Ole Miss, 2014 (402)
 Had 350 yards total offense ... Chad Kelly, #19 Ole Miss, 2015 (402)
 Accounted for 5 or more TDs ... Blake Sims, at #2 Alabama, 2014 (5)
 Accounted for 5 or more TDs in back-to-back seasons ... Johnny Manziel, #22 Texas A&M, 2012 (5), and at #7 Texas A&M, 2013 (5)

Threw, Ran and Caught a TD in a game ... Bo Wallace, Ole Miss, 2012 (2 rush, 1 pass, 1 rec.)

Caught 14 or more passes ... Josh Barge, Jacksonville St., 2015 (14)
 Three or more players caught seven or more passes ... Laquon Treadwell (10), Evan Engram (8), Vince Sanders (7), at #7 Ole Miss, 2014
 Had 200 yards receiving ... Amari Cooper (224), at #2 Alabama, 2014
Had 100 yards receiving ... Mike Williams (174), #2 Clemson, 2016
 Caught four or more TD passes ... Mike Evans, at #7 Texas A&M, 2013 (4)
 Caught three or more TD passes ... Amari Cooper, at #2 Alabama, 2014 (3)
 Caught two or more TD passes ... Drew Morgan, at Arkansas, 2015 (2)

Scored four TDs ... James Franklin, at #5 Missouri [SECCG], 2013 (3 pass, 1 rush)
 Scored three TDs ... Leonard Fournette, at #13 LSU, 2015 (3 rush)

Had a 90-yard run ... Joe Adams, Arkansas, 2011 (92 [TD])
Had an 80-yard run ... Trayveon Williams, #17 Texas A&M, 2016 (89)
Had a 70-yard run ... Trayveon Williams, #17 Texas A&M, 2016 (89)
Had a 60-yard run ... Trayveon Williams, #17 Texas A&M, 2016 (89)
 Completed a 99-yard pass ... AJ McCarron to Amari Cooper, #1 Alabama, 2013 (99)
 Completed an 80-yard pass ... AJ McCarron to Amari Cooper, #1 Alabama, 2013 (99)
 Completed a 70-yard pass ... Matt Linehan to Callen Hightower, vs. Idaho, 2015 (71)
Completed a 60-yard pass ... Chad Voytik to Christian Booker, vs. Arkansas State, 2016 (68)
Completed a 50-yard pass ... Trevor Knight to Josh Reynolds, vs. #17 Texas A&M, 2016 (51)

Kicked a 50-yard field goal ... Jake Elliott, vs. Memphis, 2015 (53)
 Had a 70-yard punt ... JK Scott, at #2 Alabama, 2014 (70)
 Had a 60-yard punt ... JK Scott, at #2 Alabama, 2014 (70)
Made five or more FGs ... Daniel LaCamera, #17 Texas A&M, 2016 (5)
Made four or more FGs ... Daniel LaCamera, #17 Texas A&M, 2016 (5)
Made three or more FGs ... Daniel LaCamera, #17 Texas A&M, 2016 (5)
 Missed three or more FGS ... Jack Cantele, at #20 Kansas State, 2014 (3)
 Had an 80-yard kickoff return ... K. Whitfield, vs. #1 FSU [BCS], 2013 (100, TD)

Both Teams

Had a player return an interception for a touchdown ... Mississippi State, 2011 [AU Demetruce McNeal 43 yds; MSU Johnathan Banks 27 yds]
 Combined for 1,217 yards of total offense ... Auburn (615) at #7 Texas A&M (602), 2013 (1,217)
 Combined for 1,200 yards of total offense ... Auburn (677) vs. #5 Missouri [SECCG] (534), 2013 (1,211)
 Combined for 1,100 yards of total offense ... #15 Auburn (630) at #2 Alabama (539), 2014 (1,169)
Combined for 1,000 yards of total offense ... Arkansas State (326) at Auburn (706), 2016 (1,032)
 Had both a 100-yard rusher and a 100-yard receiver ... at #6 LSU, 2013 [AU Tre Mason 132 rushing yds & Sammie Coates 139 receiving yds; LSU Jeremy Hill 184 rushing yds & Jarvis Landry 118 receiving yds]

Items in **BOLD** set during 2016 season

AUBURN OFFENSIVE CAREER BESTS

3 • NATE CRAIG-MYERS

Receptions 1 Arkansas St. 9/10/16
 Rec. Yards 6 Arkansas St. 9/10/16
 Rec. Long 9 Arkansas St. 9/10/16
 Rec. TDs.....

27 • CHANDLER COX

Rush Attempts . 4 Clemson 9/3/16
 Rush Yards 6 Clemson 9/3/16
 Rush Long 3 Clemson 9/3/16
 Rush TDs.....
 Receptions 1 3x (last: Ole Miss) 10/31/15
 Receiving Yds . 10 Mississippi St. 9/26/15
 Rec. Long 10 Mississippi St. 9/26/15

10 • MARCUS DAVIS

Receptions 8 Georgia 11/14/15
 Rec. Yards 56 Clemson 9/3/16
 Rec. Long 27 at Texas A&M 10/19/13
 Rec. TDs 1 3x (last: Texas A&M) 11/7/15
 Rush Attempts .. 1 2x (last Miss. St.) 9/26/15
 Rush Yards 2 at Alabama 11/29/14
 Rush Long 2 at Alabama 11/29/14
 Punt Ret 6 vs. Memphis 12/30/15
 Punt Ret Yds ... 94 vs. Memphis 12/30/15
 Punt Ret Long . 56 vs. Memphis 12/30/15
 AP Yards 101 vs. Memphis 12/30/15
 Career Rec. TD ... 3

11 • KYLE DAVIS

Receptions 2 LSU 9/24/16
 Rec. Yards 43 Clemson 9/3/16
 Rec. Long 43 Clemson 9/3/16
 Rec. TDs.....

83 • RYAN DAVIS

Receptions 5 2x (last: LSU) 9/24/16
 Rec. Yards 36 Texas A&M 9/17/16
 Rec. Long 15 2x (last: Texas A&M) 9/17/16
 Rec. Tds
 Rush Attempts .. 1 4x (last: Texas A&M) 9/17/16
 Rush Yards 28 at Texas A&M 11/7/15
 Rush Long 28 at Texas A&M 11/7/15

5 • JOHN FRANKLIN III

Completions 4 Texas A&M 9/17/16
 Pass Attempts.. 8 Texas A&M 9/17/16
 Pass Yards..... 37 Texas A&M 9/17/16
 Pass Yards (quarter) 37 Texas A&M (3rd quarter) 9/17/16
 Pass TDs
 Interceptions.....
 Pass Long 11 Texas A&M 9/17/16
 Rush Attempts . 9 Texas A&M 9/17/16
 Rush Yards 70 Arkansas St. 9/10/16
 Rush TDs.....
 Rush Long 41 Arkansas St. 9/10/16
 150-Yd Pass.....
 Career TDs.....

33 • WILL HASTINGS

Receptions 3 2x (last: Texas A&M) 9/17/16
 Rec. Yards 34 Arkansas St. 9/10/16
 Rec. Long 29 Arkansas St. 9/10/16
 Rec. TDs 1 Arkansas St. 9/10/16
 Career Rec. TD ... 1

6 • JEREMY JOHNSON

Completions 21 Jacksonville St. 9/12/15
 Pass Attempts. 32 Jacksonville St. 9/12/15
 Pass Yards..... 243 Arkansas 8/30/14
 Pass Yards (quarter) 186 Arkansas (1st quarter) 8/30/14
 Pass TDs 4 Western Carolina 10/12/13
 Interceptions... 3 vs. Louisville 9/5/15
 Pass Long 77 Alabama 11/28/15
 Rush Attempts 12 at LSU 9/19/15
 Rush Yards 41 at LSU 9/19/15
 Rush TDs 2 Idaho 11/21/15
 Rush Long 65 at LSU 9/19/15
 150-Yd Pass..... 6 last: Alabama 11/28/15
 Career Pass TD. 19
 Career Rush TD .. 7
 Career TDs 26

21 • KERRYON JOHNSON

Rush Attempts 23 Clemson 9/3/16
 Rush Yards 124 Arkansas St. 9/10/16
 Rush Long 47 Arkansas St. 9/10/16
 Rush TD 2 Arkansas St. 9/10/16
 Receptions 4 LSU 9/24/16
 Receiving Yds . 68 LSU 9/24/16
 Rec. Long 37 vs. Memphis 12/30/15
 Kick Ret 4 at Kentucky 10/15/15
 Kick Ret Yds ... 111 at Kentucky 10/15/15
 Kick Ret Lg 40 at LSU 9/19/15
 AP Yards 182 LSU 9/24/16
 Career Rush TD .. 7
 Career TDs 7

9 • KAM MARTIN

Rush Attempts . 4 Arkansas St. 9/10/16
 Rush Yards 15 Arkansas St. 9/10/16
 Rush Long 7 Arkansas St. 9/10/16
 Rush TD
 Receptions 1 Arkansas St. 9/10/16
 Rec. Yards 10 Arkansas St. 9/10/16
 Rec. Long 10 Arkansas St. 9/10/16

32 • MALIK MILLER

Rush Attempts .. 7 Arkansas St. 9/10/16
 Rush Yards 24 Arkansas St. 9/10/16
 Rush Long 12 Arkansas St. 9/10/16
 Rush TD
 Receptions 1 Arkansas St. 9/10/16

36 • KAMRYN PETTWAY

Rush Attempts 20 Texas A&M 9/17/16
 Rush Yards 152 Arkansas St. 9/10/16
 Rush Long 64 Arkansas St. 9/10/16
 Rush TD 1 Texas A&M 9/17/16
 Receptions 1 2x (last: Arkansas St.) 9/10/16
 Rec. Yards 12 at Arkansas 10/24/15
 Rec. Long 12 at Arkansas 10/24/15
 Kick Ret 1 at LSU 9/19/15
 Kick Ret Yds 8 at LSU 9/19/15
 Kick Ret Lg 8 at LSU 9/19/15
 AP Yards 157 Arkansas St. 9/10/16
 Career Rush TD .. 1

81 • DARIUS SLAYTON

Receptions 3 Arkansas St. 9/10/16
 Rec. Yards 55 Arkansas St. 9/10/16
 Rec. Long 27 Arkansas St. 9/10/16
 Rec. TDs.....

4 • JASON SMITH

Receptions 2 4x (last: Alabama) 11/28/15
 Rec. Yards 82 Alabama 11/28/15
 Rec. Long 77 Alabama 11/28/15
 Rec. TDs 1 2x (last: Memphis) 12/30/15
 Rush Attempts . 2 Alabama 11/28/15
 Rush Yards 24 at Texas A&M 11/7/15
 Rush Long 24 at Texas A&M 11/7/15
 Rush TD 1 at Arkansas 10/24/15
 AP Yards 85 Alabama 11/28/15
 Career Rec. TD ... 2
 Career Rush TD .. 1
 Career TDs 3

8 • TONY STEVENS

Receptions 8 Texas A&M 9/17/16
 Rec. Yards 86 Texas A&M 9/17/16
 Rec. Long 44 Ole Miss 10/31/15
 Rec. TDs 2 Arkansas St. 9/10/16
 Career Rec. TD ... 4

12 • ELI STOVE

Rush Attempts .. 1 LSU 9/24/16
 Rush Yards 0 LSU 9/24/16
 Rush Long 0 LSU 9/24/16
 Rush TD
 Receptions
 Rec. Yards
 Rec. Long
 Rec. TDs.....

10 • STANTON TRUITT

Receptions 2 Clemson 9/3/16
 Receiving Yds .. 17 Clemson 9/3/16
 Rec. Long 13 at LSU 9/19/15
 Rush Attempts . 4 Clemson 9/3/16
 Rush Yards 24 at LSU 9/19/15
 Rush Long 19 at LSU 9/19/15

13 • SEAN WHITE

Completions 20 Mississippi St. 9/26/15
 Pass Attempts. 32 at Arkansas 10/24/15
 Pass Yards..... 258 Ole Miss 10/31/15
 Pass Yards (quarter) 145 at Arkansas (4th Q.) 10/24/15
 Pass TDs 3 Arkansas St. 9/10/16
 Interceptions... 2 vs. Memphis 12/30/15
 Pass Long 47 Ole Miss 10/31/15
 Rush Attempts. 11 Mississippi St. 9/26/15
 Rush Yards 60 Arkansas St. 9/10/16
 Rush TDs.....
 Rush Long 31 Mississippi St. 9/26/15
 150-Yd Pass..... 6 last: LSU 9/24/16
 Career Pass TD ... 4
 Career Rush TD . 0
 Career TDs 4

AUBURN DEFENSIVE CAREER BESTS

1 • MONTRAVIUS ADAMS

Tackles 7 vs. Louisville 9/5/15
 TFL 3.0 San José St. 9/6/14
 Sacks 1.0 (last: Texas A&M) 9/17/16
 PBU 1 2x (last: Mississippi St.) 9/26/15
 FF 1 2x (last: San Jose' St.) 10/3/15
 FR 1 LA Tech 9/27/14
 INT 1 LA Tech 9/27/14
 INT Yards 36 LA Tech 9/27/14
 Career Sacks ... 7.5

48 • MONTAVIOUS ATKINSON

Tackles 3 Arkansas St. 9/10/16
 TFL 1.5 Arkansas St. 9/10/16

11 • MARKELL BOSTON

Tackles 1 Arkansas St. 9/10/16

5 • DERRICK BROWN

Tackles 1 Arkansas St. 9/10/16
 Sacks 0.5 Arkansas St. 9/10/16
 TFL 0.5 Arkansas St. 9/10/16
 FR 1 Clemson 9/3/16
 Career Sacks .. 0.5

22 • JOHN BROUSSARD JR.

Tackles 1 Arkansas St. 9/10/16

9 • BYRON COWART

Tackles 2 vs. Louisville 9/5/15
 FF 1 Texas A&M 9/17/16

3 • MARLON DAVIDSON

Tackles 4 Texas A&M 9/17/16
 TFL 1.0 Arkansas St. 9/10/16
 Sacks 1.0 Arkansas St. 9/10/16
 Career Sacks ... 1.5

6 • CARLTON DAVIS

Tackles 11 vs. Memphis 12/30/15
 TFL 1.0 3x (last: Arkansas St.) 9/10/16
 INT 1 3x (last: Texas A&M) 11/7/15
 PBU 3 at Arkansas 10/24/15
 FF 1 Mississippi St. 9/26/15

57 • DESHAUN DAVIS

Tackles 6 Texas A&M 9/17/16
 TFL 0.5 3x (last: Texas A&M) 9/17/16
 PBU 1 2x (last: LSU) 9/24/16

31 • JAVARIS DAVIS

Tackles 4 Clemson 9/3/16
 PBU 2 Texas A&M 9/17/16

13 • T.J. DAVIS

Tackles 2 3x (last: Samford) 11/22/14
 TFL 0.5 Texas A&M 11/8/14
 PBU 1 Texas A&M 11/8/14

20 • JEREMIAH DINSON

Tackles 4 vs. Louisville 9/5/15

25 • AUSTIN DUPPER

Tackles 1 Arkansas St. 9/10/16

23 • JOHNATHAN FORD

Tackles 14 3x (last: Ole Miss) 10/31/15
 Interceptions ... 1 5x (last: Idaho) 11/21/15
 Sacks 1.0 at Kentucky 10/15/15
 TFL 1.5 2x (last: LSU) 9/24/16
 PBU 1 6x (last: LSU) 9/24/16
 FF 1 3x (last: San Jose' St.) 10/3/15
 Career Sacks ... 1.5
 Rush Attempts . 4 Florida Atlantic 10/26/13
 Rush Yards 45 Western Carolina 10/12/13
 Rush Long 38 Western Carolina 10/12/13
 Rush TDs 1 Western Carolina 10/12/13
 Kick Returns ... 2 5x (last: Idaho) 11/21/15
 KR Yards 81 San Jose' St. 10/3/15
 KR Long 58 San Jose' St. 10/3/15
 AP Yards 114 Idaho 11/21/15

4 • JEFF HOLLAND

Tackles 3 at Arkansas 10/24/15
 TFL 1.0 2x (last: Memphis) 12/30/15
 Sacks 1.0 vs. Memphis 12/30/15
 FF 1 at Arkansas 10/24/15
 FR 1 LSU 9/24/16
 Career Sacks ... 1.0

15 • JOSHUA HOLSEY

Tackles 11 at Kansas State 9/18/14
 Interceptions ... 1 2x (last: Clemson) 9/3/16
 TFL 1.0 2x (last: Alabama) 11/24/12
 PBU 2 Clemson 9/3/16

10 • PAUL JAMES III

Tackles 2 Texas A&M 9/17/16
 TFL 1.0 Texas A&M 9/17/16
 PBU 1 Clemson 9/3/16

94 • DEVAROE LAWRENCE

Tackles 6 at LSU 9/19/15
 TFL 1.0 3x (last: Clemson) 9/3/16
 Sacks 0.5 vs. Louisville 9/5/15
 Career Sacks .. 0.5

55 • CARL LAWSON

Tackles 6 Ole Miss 10/5/13
 Sacks 2.0 2x (last: LSU) 9/24/16
 TFL 3.5 Ole Miss 10/5/13
 FF 1 Arkansas State 9/7/13
 Career Sacks .. 8.0

28 • TRAY MATTHEWS

Tackles 12 at Auburn 11/16/13
 TFL 1.0 2x (last: Idaho) 11/21/15
 PBU 2 North Texas 3/21/13
 Interceptions ... 1 3x (last: Memphis) 12/30/15
 FF 1 2x (last: Idaho) 11/21/15

17 • TJ NEAL

Tackles 17 Northwestern 11/28/15
 TFL 4.0 Northwestern 11/28/15
 Sacks 1.0 2x (last: Northwestern) 11/28/15
 PBU 1 5x (last: at Iowa) 10/10/15
 Interceptions ... 1 at Nebraska 9/27/14
 FF 1 at Minnesota 10/25/14
 Career Sacks .. 2.0

14 • STEPHEN ROBERTS

Tackles 7 Georgia 11/14/15
 TFL 0.5 Arkansas St. 9/10/16
 PBU 1 3x (last: Alabama) 11/28/15

19 • NICK RUFFIN

Tackles 10 Clemson 9/3/16
 TFL 1.0 Texas A&M 9/17/16
 PBU 2 2x (last: Texas A&M) 9/17/16

95 • DONTAVIUS RUSSELL

Tackles 7 at Arkansas 10/24/15
 Sacks 1.5 vs. Louisville 9/5/15
 TFL 2.5 vs. Louisville 9/5/15
 FR 1 San Jose' St. 10/3/15
 PBU 1 Ole Miss 10/31/15
 Career Sacks ... 1.5

36 • MICHAEL SHERWOOD

Tackles 2 Idaho 11/21/15
 PBU 1 Idaho 11/21/15

90 • MAURICE SWAIN

Tackles 3 at LSU 9/19/15
 PBU 1 at Texas A&M 11/7/15

26 • MARSHALL TAYLOR

Tackles 9 at Wisconsin 9/12/15
 INT 1 3x (last: Akron) 11/14/15
 PBU 2 Ohio 11/25/14

24 • DANIEL THOMAS

PBU 1 Arkansas St. 9/10/16

47 • CAMERON TONEY

Tackles 3 at LSU 9/19/15

79 • ANDREW WILLIAMS

Tackles 3 Arkansas St. 9/10/16
 Sacks 1.0 2x (last: LSU) 9/24/16
 TFL 1.0 2x (last: LSU) 9/24/16
 Career Sacks .. 3.0

49 • DARRELL WILLIAMS

Tackles 6 2x (last: Arkansas St.) 9/10/16
 TFL 0.5 LSU 9/24/16
 FF 1 Clemson 9/3/16

30 • TRE' WILLIAMS

Tackles 10 at LSU 9/19/15
 TFL 1.5 Arkansas St. 9/10/16
 Sacks 1.0 Arkansas St. 9/10/16
 FR 1 Idaho 11/21/15
 Career Sacks ... 1.0

SPECIALISTS

39 • DANIEL CARLSON

FG Attempts 6 LSU 9/24/16
 FGs Made 6 LSU 9/24/16
 Career Long 56 vs. Louisville 9/5/15
 FG Blocked 1 Texas A&M 11/8/14
 Touchbacks 7 2x (last: LSU) 9/24/16
 Punts 6 at Miss. State 10/11/14
 Punt Avg 53.3 Arkansas 8/30/14
 Long Punt 62 Arkansas 8/30/14
 Inside 20 2 5x (last: Wisconsin) 1/1/15
 Rush Attempts .. 1 Arkansas St. 9/10/16
 Rush Yards 20 Arkansas St. 9/10/16
 Rush TDs 1 Arkansas St. 9/10/16
 Rush Long 20 Arkansas St. 9/10/16

91 • KEVIN PHILLIPS

Punts 7 Texas A&M 9/17/16
 Punt Avg 50.0 at LSU 9/19/15
 Long Punt 68 Clemson 9/3/16
 Inside 20 3 2x (last: Alabama) 11/28/15

43 • IAN SHANNON

Punts 2 Texas A&M 9/17/16
 Punt Avg 27.5 Texas A&M 9/17/16
 Long Punt 33 Texas A&M 9/17/16
 Inside 20 1 Texas A&M 9/17/16

AUBURN COACHING STAFF SPEED ROSTER



Gus Malzahn
Head Coach



Rodney Garner
Associate Head Coach/
Defensive Line



Rhett Lashlee
Offensive Coordinator/
Quarterbacks



Kevin Steele
Defensive Coordinator
PRESS BOX



Kodi Burns
Co-Offensive Coordinator/
Wide Receivers



Scott Fountain
Special Teams/Tight Ends



Herb Hand
Offensive Line
PRESS BOX



Tim Horton
Running Backs



Wesley McGriff
Secondary



Travis Williams
Linebackers